



Catalogue  
24



Outdoor  
Lighting

9010  
novantadieci<sup>®</sup>





9010  
novantadiecì®

EN In 1968 in Nove, in the heart of Veneto, Italy, a company of artisanal ceramics was born, in an area rich in raw materials and tradition. In the 1980s it entered the world of lighting with the first ceramic wall lamps. In 2011 it created 9010novantadiecì, a brand dedicated to recessed lighting that was immediately appreciated for its complete range and contemporary solutions, supported by numerous patents. For more than 50 years we have been creating natural and design light for indoor and outdoor spaces.

IT Nel 1968 a Nove, nel cuore del Veneto, in Italia, nasce un'azienda di ceramiche artigianali, in una zona ricca di materie prime e di tradizione. Negli anni ottanta entra nel mondo dell'illuminazione con le prime applique in ceramica. Nel 2011 crea 9010, un brand dedicato all'illuminazione ad incasso che viene subito apprezzato per completezza di gamma e soluzioni contemporanee, supportate da numerosi brevetti. Da più di 50 anni creiamo luce naturale e di design per spazi indoor e outdoor.

**DE** Im Jahr 1968 wurde in Nove, im Herzen Venetiens, Italien, ein handwerkliches Keramikunternehmen gegründet, in einer Gegend, die reich an Rohstoffen und Tradition ist. In den Achtzigern betrat er mit den ersten Wandleuchten aus Keramik den Einstieg in die Welt der Beleuchtung. Im Jahr 2011 gründete er 9010novantadeci, eine Marke für Einbauleuchten, die sofort für ihr umfassendes Sortiment und ihre zeitgemäßen Lösungen geschätzt wurde, die durch zahlreiche Patente unterstützt werden. Seit mehr als 50 Jahren schaffen wir natürliches und gestalterisches Licht für Innen- und Außenräume.

**FR** En 1968 à Nove, au cœur de la Vénétie, en Italie, est née une entreprise de céramique artisanale, dans une région riche en matières premières et en tradition. Dans les années 80, elle entre dans le monde de l'éclairage avec les premières appliques en céramique. En 2011, elle crée 9010novantadeci, une marque dédiée à l'éclairage encastré immédiatement appréciée pour sa gamme complète et ses solutions contemporaines, soutenues par de nombreux brevets. Depuis plus de 50 ans nous créons une lumière naturelle et design pour les espaces intérieurs et extérieurs.



INDEX	
ALPHABETICAL	6
ANALYTICAL	8
BY CATEGORY	10
MATERIAL	15
CODE COMPOSITION	21
PRODUCTS	
WALL LIGHTING	23
CEILING LIGHTING	73
PATHMARKERS	85
BOLLARDS	123
WALL RECESSED LIGHTING	191
HOUSE NUMBERS AND LETTERS	213
ACCESSORIES	219
DESIGNERS	223
GENERAL INFO	231

# ALPHABETICAL INDEX

## A

ALFIERE 1116B	P. 171
ALFIERE SMALL 1116A	P. 171
ANTHEA 1121	P. 175
ARCIERE 1206	P. 49
ASTRON 1305B	P. 203
ASTRON CERCHIO 1303	P. 202
ASTRON SMALL 1305A	P. 202

## B

BEAN 1105B	P. 138
BEAN BIG 1105C	P. 139
BEAN SMALL 1105A	P. 138

## C

CAVE 1301B	P. 196
CAVE BIG 1301C	P. 196
CAVE S 1301E	P. 197
CAVE SMALL 1301A	P. 196
CAVE X 1301D	P. 197
CHARTA 1120	P. 105
COBRA 1107	P. 147

## D

DEFINE 1202A	P. 61
DIAGO 1302A	P. 202
DOMINO 1104	P. 57
DOUBLE 1103B	P. 132
DOUBLE SMALL 1103D	P. 133

## E

ELLE 1093	P. 127
ELLE SMALL 1093B	P. 127
ERCOLE 1109	P. 155

## F

FLORA 1126A	NEW P. 179
FLORA SMALL 1126B	NEW P. 179

## H

HEXA 1099A	NEW P. 30
HEXA BIG 1099B	NEW P. 31
HINT 1304B	P. 208
HINT BIG 1304C	P. 209
HINT SMALL 1304A	P. 208

## K

KERIS 1205	P. 65
------------	-------

## L

LEVICO 1110B	P. 159
LEVICO SMALL 1110A	P. 159
LEVICO WALL 1098	P. 53
LEVICO WALL S 1098B	P. 53

## M

MATT 1096B	P. 43
MATT BIG 1097	P. 45
MATT X 1096C	P. 44
MATT Y 1096D	P. 44
MEZZARCO 1095B	P. 49
MINÙ 1106	P. 143
MONO 1103A	P. 132

## O

OCIO 1207B	NEW P. 70
OCIO BIG 1207C	NEW P. 71
OCIO SMALL 1207A	NEW P. 70
OOLITE BIG 1115C	P. 167
OOLITE CUP 1112D	P. 166
OOLITE GRIT 1112B	P. 165
OOLITE ROUGH 1112C	P. 166
OOLITE SMOOTH 1112A	P. 165
OOLITE TERRA 1115F	P. 167

## P

PASSO 1119	P. 101
PIPE 1127B	NEW P. 184

PIPE BIG 1127A	NEW	P. 184
PIPE SMALL 1127C	NEW	P. 185
PRIA ADIGE 1125C		P. 115
PRIA BRENTA 1125A		P. 114
PRIA MINI 1125E		P. 115
PRIA SERIO 1125B		P. 114

## Q

QUAREO 1091		P. 36
QUAREO X 1091B		P. 36
QUAREO Y 1091C		P. 37

## S

SCUBO 1092		P. 43
SCUBO C 1094		P. 78
SCUBO C FLAT 1094C		P. 79
SCUBO C SMALL 1094B		P. 78
SEGNALINEA 1124A		P. 109
SEGNALINEA SMALL 1124C		P. 109
SER 1102		P. 89
SILOS 1203		P. 83
SILOS PLISSE 1204	NEW	P. 83
SONAR 1129A	NEW	P. 119
SONAR SMALL 1129B	NEW	P. 119
STELE 1128A	NEW	P. 189
STELE SMALL 1128B	NEW	P. 189

## T

TOOTH 1114B		P. 93
TOOTH SMALL 1114A		P. 93

## V

VIMA 1117		P. 97
-----------	--	-------

## W

WING Q 1090A		P. 29
WING Q BIG 1090B		P. 29
WING X 1090C		P. 30

## Z

ZETA 1108B		P. 151
ZETA SMALL 1108A		P. 151

## OTHERS / ALTRO

HOUSE NUMBERS & LETTERS		P. 217
NUMERI CIVICI & LETTERE		

ACCESSORIES		P. 221
ACCESSORI		

# ANALYTICAL INDEX




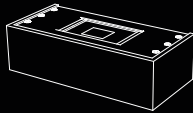
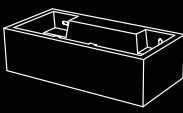

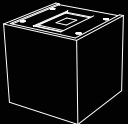
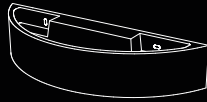
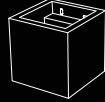
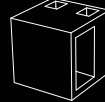
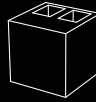
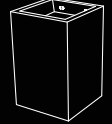
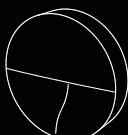


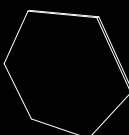
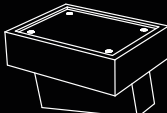

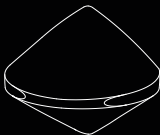




1090A WING Q	P. 29	1112B OOLITE GRIT	P. 165
1090B WING Q BIG	P. 29	1112C OOLITE ROUGH	P. 166
1090C WING X	P. 30	1112D OOLITE CUP	P. 166
1091 QUAREO	P. 36	1115C OOLITE BIG	P. 167
1091B QUAREO X	P. 36	1115F OOLITE TERRA	P. 167
1091C QUAREO Y	P. 37	1114A TOOTH SMALL	P. 93
1092 SCUBO	P. 43	1114B TOOTH	P. 93
1093 ELLE	P. 127	1116A ALFIERE SMALL	P. 171
1093B ELLE SMALL	P. 127	1116B ALFIERE	P. 171
1094 SCUBO C	P. 78	1117 VIMA	P. 97
1094B SCUBO C SMALL	P. 78	1119 PASSO	P. 101
1094C SCUBO C FLAT	P. 79	1120 CHARTA	P. 105
1095B MEZZARCO	P. 49	1121 ANTHEA	P. 175
1096B MATT	P. 43	1124A SEGNALINEA	P. 109
1096C MATT X	P. 44	1124C SEGNALINEA SMALL	P. 109
1096D MATT Y	P. 44	1125A PRIA BRENTA	P. 114
1097 MATT BIG	P. 45	1125B PRIA SERIO	P. 114
1098 LEVICO WALL	P. 53	1125C PRIA ADIGE	P. 115
1098B LEVICO WALL S	P. 53	1125E PRIA MINI	P. 115
1099A HEXA	NEW P. 30	1126A FLORA	NEW P. 179
1099B HEXA BIG	NEW P. 31	1126B FLORA SMALL	NEW P. 179
1102 SER	P. 89	1127A PIPE BIG	NEW P. 184
1103A MONO	P. 132	1127B PIPE	NEW P. 184
1103B DOUBLE	P. 132	1127C PIPE SMALL	NEW P. 185
1103D DOUBLE SMALL	P. 133	1128A STELE	NEW P. 189
1104 DOMINO	P. 57	1128B STELE SMALL	NEW P. 189
1105A BEAN SMALL	P. 138	1129A SONAR	NEW P. 119
1105B BEAN	P. 138	1129B SONAR SMALL	NEW P. 119
1105C BEAN BIG	P. 139	1202A DEFINE	P. 61
1106 MINÙ	P. 143	1203 SILOS	P. 83
1107 COBRA	P. 147	1204 SILOS PLISSE	NEW P. 83
1108A ZETA SMALL	P. 151	1205 KERIS	P. 65
1108B ZETA	P. 151	1206 ARCIERE	P. 49
1109 ERCOLE	P. 155	1207A OCIO SMALL	NEW P. 70
1110A LEVICO SMALL	P. 159	1207B OCIO	NEW P. 70
1110B LEVICO	P. 159	1207C OCIO BIG	NEW P. 71
1112A OOLITE SMOOTH	P. 165	1301A CAVE SMALL	P. 196



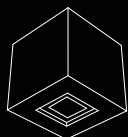
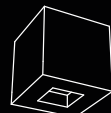



1301B CAVE	P. 196
1301C CAVE BIG	P. 196
1301D CAVE X	P. 197
1301E CAVE S	P. 197
1302A DIAGO	P. 202
1303 ASTRON CERCHIO	P. 202
1304A HINT SMALL	P. 208
1304B HINT	P. 208
1304C HINT BIG	P. 209
1305A ASTRON SMALL	P. 202
1305B ASTRON	P. 203
HOUSE NUMBERS & LETTERS	P. 217
NUMERI CIVICI & LETTERE	
ACCESSORIES	P. 221
ACCESSORI	

# INDEX BY CATEGORY

## WALL LIGHTING A PARETE

1090A WING Q P. 29	1090B WING Q BIG P. 29	1090C WING X P. 30	1091 QUAREO P. 36	1091B QUAREO X P. 36	1091C QUAREO Y P. 37
					
1092 SCUBO P. 43	1095B MEZZARCO P. 49	1096B MATT P. 43	1096C MATT X P. 44	1096D MATT Y P. 44	1097 MATT BIG P. 45
					
1098 LEVICO WALL P. 53	1098B LEVICO WALL S P. 53	1099A HEXA P. 30	1099B HEXA BIG P. 31	1104 DOMINO P. 57	1202A DEFINE P. 61
					
1205 KERIS P. 65	1206 ARCIERE P. 49	1207A OCIO SMALL P. 70	1207B OCIO P. 70	1207C OCIO BIG P. 71	
					

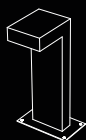
## CEILING LIGHTING A PLAFONE

1094 SCUBO C P. 78	1094B SCUBO C SMALL P. 78	1094C SCUBO C FLAT P. 79	1203 SILOS P. 83	1204 SILOS PLISSE P. 83
				

## PATHMARKERS SEGNAPASSI

1093B ELLE SMALL

P. 127



1102 SER

P. 89



1103D DOUBLE SMALL

P. 133



1105A BEAN SMALL

P. 138



1108A ZETA SMALL

P. 151



1110A LEVICO SMALL

P. 159



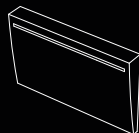
1114A TOOTH SMALL

P. 93



1114B TOOTH

P. 93



1115F OOLITE TERRA

P. 167



1116A ALFIERE SMALL

P. 171



1117 VIMA

P. 97



1119 PASSO

P. 101




1120 CHARTA

P. 105




1124A SEGNALINEA

P. 109



1124C SEGNALINEA SMALL

P. 109



1125A PRIA BRENTA

P. 114




1125B PRIA SERIO

P. 114



1125C PRIA ADIGE

P. 115



1125E PRIA MINI

P. 115



1126B FLORA SMALL

P. 179

NEW



1127C PIPE SMALL

P. 185

NEW



1128B STELE SMALL

P. 189

NEW



1129A SONAR

P. 119

NEW



1129B SONAR SMALL

P. 119

NEW



## BOLLARDS PALETTI

1093 ELLE

P. 127



1103A MONO

P. 132



1103B DOUBLE

P. 132



1105B BEAN

P. 138



1105C BEAN BIG

P. 139



1106 MINÙ

P. 143



1107 COBRA

P. 147



1108B ZETA

P. 151



1109 ERCOLE

P. 155



1110B LEVICO

P. 159



1112A OOLITE SMOOTH

P. 165



1112B OOLITE GRIT

P. 165



1112C OOLITE ROUGH

P. 166



1112D OOLITE CUP

P. 166



1115C OOLITE BIG

P. 167



1116B ALFIERE

P. 171



1121 ANTHEA

P. 175



1126A FLORA

P. 179


NEW



1127A PIPE BIG

P. 184

NEW



1127B PIPE

P. 184

NEW



1128A STELE

P. 189

NEW



## WALL RECESSED LIGHTING INCASSO A PARETE

1301A CAVE SMALL

P. 196



1301B CAVE

P. 196



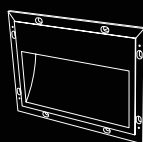
1301C CAVE BIG

P. 196



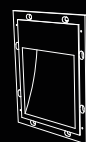
1301D CAVE X

P. 197



1301E CAVE S

P. 197



1302A DIAGO

P. 202



1303 ASTRON CERCHIO

P. 202



1304A HINT SMALL

P. 208



1304B HINT

P. 208



1304C HINT BIG

P. 209



1305A ASTRON SMALL

P. 202



1305B ASTRON

P. 203



## HOUSE NUMBERS AND LETTERS NUMERI CIVICI E LETTERE

N 0-9

P. 217



A-D

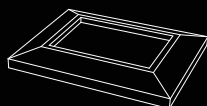
P. 217



## ACCESSORIES ACCESSORI

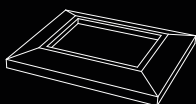
1103K

P. 221



1105K

P. 221




1106K

P. 221



1110K

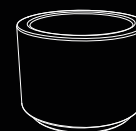
P. 221



1126K


P. 221

NEW





# MATERIAL BETALY®





**EN** Nature gives us a raw material that's tangibly practical and can be used for any type of outdoor space. It combines material strength and lightness of form, versatility and characterful design. BETALY® by 9010novantadeci is a compound that makes every item unique, thanks to its distinctive artisan finish. The surface of every item is and must be unrepeatable, because its superior quality lies in its exceptional singularity. This is a material with an artisan boldness which immediately customises a space and allows the user to enjoy the distinctive sinuousness of shapes conceived by the 9010novantadeci designers.

**IT** Dalla natura proviene una materia prima dalla concretezza tangibile e adatta a qualsiasi tipo di ambiente esterno. In esso coesistono forza del materiale e leggerezza delle forme, versatilità e design di carattere. Il BETALY® di 9010 è un composto che rende ogni pezzo unico, grazie alla lavorazione artigianale che ci contraddistingue. La superficie di ogni pezzo sarà e deve essere irripetibile, poiché è nella sua eccezionale peculiarità che risiede la sua superiorità. Un materiale dalla verve artigianale, che personalizza subito l'ambiente e che permette al fruitore di godere della sinuosità tipica delle figure ideate dai designer 9010.

**DE** Aus der Natur stammt ein Rohstoff mit greifbarer Substanz, der für jeden Außenbereich geeignet ist. In ihm koexistieren Stärke des Materials und Leichtigkeit der Formen, Vielseitigkeit und Design mit Charakter. BETALY® von 9010novantadeci ist eine Verbindung, die dank der handwerklichen Verarbeitung, die uns auszeichnet, jedes Stück einzigartig macht. Die Oberfläche jedes Stücks wird und muss ohnegleichen sein, da seine Überlegenheit in seiner außergewöhnlichen Besonderheit liegt. Ein Material mit handwerklichem Schwung, das der Umgebung sofort eine persönliche Note gibt und es dem Benutzer ermöglicht, die typischen Kurven der Figuren zu genießen, die von den Designern 9010novantadeci kreiert wurden.

**FR** La nature fournit une matière première vraiment tangible, adaptée à tout type d'environnement extérieur. La force du matériau côtoie la légèreté des formes, l'universalité se double d'un design de caractère. Le BETALY® de 9010novantadeci est un composé qui rend chaque pièce unique, grâce au travail artisanal qui nous distingue. La surface de chaque pièce sera et doit être inimitable, car c'est dans son exceptionnelle particularité que réside sa supériorité. Un matériau à la verve artisanale, qui donne immédiatement du caractère au lieu et qui permet d'apprécier les rondeurs typiques des formes imaginées par les designers 9010novantadeci.



# BETALY® CREATION

EN Products created using BETALY® have excellent resistance to wear and extremely high levels of resistance to compression and atmospheric agents. They are also waterproof and suitable for use in outdoor areas, thanks to IP65 protection for electrical components. BETALY® has a rough, textured surface which evokes nature and its primitive, essential shapes; a material that can adapt to exteriors and add an impactful designer touch.

IT I prodotti creati con BETALY® hanno un'eccellente resistenza all'usura, con un'altissima resistenza alla compressione e agli agenti atmosferici. Sono inoltre impermeabili ed adatti ad essere applicati in zone esterne, grazie alla parte elettrica con grado di protezione IP65. BETALY® ha una superficie grezza e concreta che ricorda la natura, così come le sue forme essenziali e primitive, è un elemento in grado di adattarsi agli spazi esterni dando un accento di design d'impatto.

DE Die mit BETALY® hergestellten Produkte weisen eine ausgezeichnete Verschleißfestigkeit mit höchster Beständigkeit gegen Druck- und Witterungseinflüsse auf. Darüber hinaus sind sie wasserdicht und dank dem elektrischen Teil mit Schutzgrad IP65 für die Verwendung in Außenbereichen geeignet. BETALY® hat eine rohe und konkrete Oberfläche, die an die Natur erinnert, so wie seine essentiellen und primitiven Formen. Es ist ein Element, das sich den Außenräumen anpassen kann und einen wirkungsvollen Designakzent schafft.

FR Les produits créés avec BETALY® sont extraordinairement résistants à l'usage, avec une très haute résistance à la compression et aux agents atmosphériques. Ils sont de plus imperméables et peuvent être installés à l'extérieur grâce à leur partie électrique à indice de protection IP65. BETALY® présente une surface brute et concrète qui rappelle la nature, tout comme ses formes essentielles et primitives, il s'agit d'un élément qui sait s'adapter aux espaces extérieurs en apportant une touche de design du plus grand effet.



Suitable for outdoor use  
Adatto per ambienti esterni  
Geeignet für Outdoor  
Adapté pour l'extérieur



Frost resistant  
Resistente al gelo  
Frostbeständig  
Résistant au gel



Thermal resistant  
Resistenza termica  
Thermische Beständigkeit  
Résistance thermique



Non flammable  
Non infiammabile  
Nicht entflammbar  
Non inflammable



High Impact resistance  
Alta resistenza agli urti  
Hohe Schlagbeständigkeit  
Haute résistance aux chocs



Materic touch  
Tocco materico  
Materialeffekt  
Touche Matière



Non-toxic  
Atossico  
Nicht toxisch  
Non toxiques



Non deforming  
Assenza di deformazione  
Keine Deformation  
Absence de déformation



Absence of chemical reaction  
Assenza di reazioni chimiche  
Ohne chemische Reaktion  
Absence de réactions chimiques



UV resistant  
Resistenza ai raggi UV  
UV-Beständigkeit  
Résistant aux rayons UV



Salt corrosion resistant  
Resistenza alla salinità  
Salzkorrosionsbeständig  
Résistant aux agressions salines



Abrasion resistant  
Resistente all'abrasione  
Abriebbeständig  
Résistant à l'abrasion

EN The range of colors take their inspiration from nature, in the shades and details of the surfaces, calling upon the earth and the sap and the leaves, as unique nuances that come together in sinuous forms to create luminous elements of great impact and emotion. Thanks to the natural components and the entirely artisan realisation, BETALY® presents – from its very creation and as it develops throughout its life – an efflorescences that confers a unique characteristic and exclusive and unrepeatable shades of color.

DE Die Farbpalette ist in den Schattierungen und Details der Oberflächen von der Natur inspiriert und erinnert an die Erde, den Saft und die Blätter als einzigartige Nuancen, die sich in geschwungenen Formen vereinen, um leuchtende Elemente von großer Wirkung und Emotion zu schaffen. Dank der natürlichen Bestandteile und der vollständig handwerklichen Verarbeitung präsentiert BETALY® – von seiner Entstehung an und während seiner Entwicklung im Laufe seines Lebens – eine Ausblühung, die ihm eine einzigartige Charakteristik und exklusive und unwiederholbare Farbnuancen verleiht.


IT La gamma di colori che prendono la loro ispirazione dalla natura, nelle tonalità e nei dettagli delle superfici, ricordando la terra e la linfa e le foglie, nuances uniche che si uniscono a forme sinuose per creare elementi luminosi di impatto ed emozione. BETALY® per i suoi componenti naturali e per la realizzazione completamente artigianale presenta sin dalla nascita, che poi si sviluppano durante tutta la sua vita, delle efflorescenze che sono una peculiarità e che donano esclusive ed irripetibili sfumature di colore.

FR La gamme de couleurs s'inspire de la nature, dans les nuances et les détails des surfaces, faisant appel à la terre, à la sève et aux feuilles, comme des nuances uniques qui s'unissent dans des formes sinueuses pour créer des éléments lumineux de grand impact et d'émotion. Grâce aux composants naturels et à la réalisation entièrement artisanale, BETALY® présente - dès sa création et au fur et à mesure qu'il se développe tout au long de sa vie - des efflorescences qui confèrent une caractéristique unique et des nuances de couleur exclusives et irremplaçables.

392



393



394



395



396



397





Color range example (395)  
 Esempio gamma di colore (395)  
 Beispiel Farbbereich (395)  
 Exemple de gamme de couleurs (395)

392



393




394



395



396



397



All the articles are available on request in white dyeable color  
 Tutti gli articoli sono ordinabili su richiesta in finitura bianca colorabile  
 Alle Artikel können auf Anfrage auch in weißer Farbe bestellt werden  
 Tous les articles peuvent être commandés en couleur blanche teintable sur demande

# TECHNICAL PAGE READING EXAMPLE

## ESEMPIO LETTURA PAGINA TECNICA

## LESEBEISPIEL DER TECHNISCHE SEITE

## EXEMPLE DE LECTURE DE LA PAGE TECHNIQUE

### Model code and name

Codice modello e nome

### 1090A WING Q

Designed by Gianfranco Cini

#### General information / Informazioni generali / Allgemeine Informationen / Informations générales

Materials Materiali	Weight Peso	Light emission Tipo di emissione	Power Potenza	Tension Tensione	Lumen @3000K	CRI
BETALY*	1 Kg	Mono-emission	5,5W	24Vdc	800lm	80
		Bi-emission	11W	24Vdc	1600lm	80

#### Code composition / Composizione codice / Zusammensetzung der Nummer / Composition du code

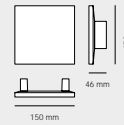
Model Modello	Colour Colore	Colour temperature Temperatura colore	Light emission Tipo di emissione
1090A	392	22 (2200K) 27 (2700K) 30 (3000K)	173 (single-emission) 174 (double-emission)
	393		
	394		
	395		
	396		
	397		

#### Accessories / Accessori / Zubehör / Accessoires

Article Articolo	Codes Codice	General information Informazioni generali
DRIVERS	026.301: DRIVER DIM	24W IP20
	026.321: DRIVER ON/OFF	36W IP67
	026.303: DRIVER DIM	40W IP67
	026.330: DRIVER ON/OFF	7W IP66

Other DRIVERS are available, see p. 234 /  
Altri DRIVER disponibili, vedere p. 234

Single-emission only / Solo mono-emissione



### Technical specifications

Specifiche tecniche

### Article code composition table

Tabella composizione codice articolo

### Summary accessories table

Tabella riassuntiva accessori

### Luminous source direction

Direzione sorgente luminosa

### 1090B WING Q BIG

Designed by Gianfranco Cini

#### General information / Informazioni generali / Allgemeine Informationen / Informations générales

Materials Materiali	Weight Peso	Light emission Tipo di emissione	Power Potenza	Tension Tensione	Lumen @3000K	CRI
BETALY*	2,2 Kg	Mono-emission	11W	24Vdc	1600lm	80
		Bi-emission	22W	24Vdc	3200lm	80

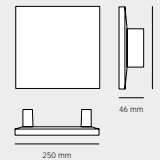
#### Code composition / Composizione codice / Zusammensetzung der Nummer / Composition du code

Model Modello	Colour Colore	Colour temperature Temperatura colore	Light emission Tipo di emissione
1090B	392	22 (2200K) 27 (2700K) 30 (3000K)	175 (single-emission) 176 (double-emission)
	393		
	394		
	395		
	396		
	397		

#### Accessories / Accessori / Zubehör / Accessoires

Article Articolo	Codes Codice	General information Informazioni generali
DRIVERS	026.259: DRIVER ON/OFF	36W IP20
	026.209: DRIVER DIM	60W
	026.321: DRIVER ON/OFF	36W IP67
	026.303: DRIVER DIM	40W IP67

Other DRIVERS are available, see p. 234 /  
Altri DRIVER disponibili, vedere p. 234



Outdoor

Wall lighting

29

ARTICLE CODE COMPOSITION  
 COMPOSIZIONE CODICE ARTICOLO  
 ZUSAMMENSETZUNG DER ARTIKELNUMMER  
 COMPOSITION DU CODE DE L'ARTICLE

Example code

<b>1090A</b>	<b>-392-</b>	<b>30</b>	<b>173</b>
--------------	--------------	-----------	------------

Model	BETALY® color*	TECHNICAL SPECIFICATION**	
4 or 5 digits	3 digits	LED color temperature 2 digits	Variable specific for each model 2 or 3 digits

STEP BY STEP

Example code

<p><b>1. Identify the model to be ordered</b>  <i>Identifica il modello da ordinare</i></p>	<b>1090A</b>
<p><b>2. Choose the desired BETALY® color</b>  <i>Scegli il colore BETALY® desiderato</i></p>	<b>392</b>
<p><b>3. Choose the desired color temperature**</b>  <i>Scegli la temperatura colore desiderata</i></p>	<b>30</b>
<p><b>4. Add the last 2 or 3 digits</b>  <i>Inserisci le ultime 2 o 3 cifre</i></p>	<b>173</b>

\* Please consult the technical page of the catalogue to check the available colours  
 Consultare la scheda del singolo articolo per verificare i colori disponibili

\*\* Articles with the led sources GU10 or E27 do not need any specification about the colour temperature.  
 (Code example: 1116B-392-41)  
 Gli articoli con sorgente luminosa GU10 o E27 non necessitano di specifiche per la temperatura colore.  
 (Esempio codice: 1116B-392-41)



WALL LIGHTING

CEILING LIGHTING

PATHMARKERS

BOLLARDS

WALL RECESSED LIGHTING

HOUSE NUMBERS AND LETTERS

ACCESSORIES



# WING & HEXA

Designed by Gianfranco Cini and Irene Cini

EN A basic geometric shape in its purest form that can be positioned on the wall thanks to its built in mount. Depending on how it is installed, light passes through its body, spreading either upward or downward, creating pleasant and diffused indirect lighting.

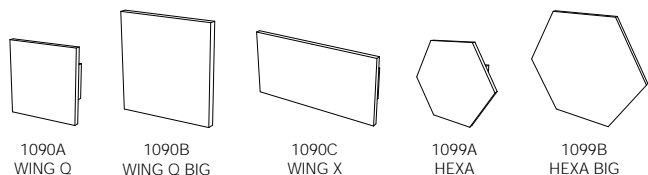
IT Una figura elementare geometrica nella sua forma pura risulta sospesa rispetto alla parete grazie al supporto installato. La luce attraversa il suo corpo e si dirige verso l'alto o verso il basso, a seconda dell'installazione, per generare un'illuminazione indiretta piacevole e diffusa.

DE Eine elementare geometrische Figur in seiner reinsten Form wirkt dank der installierten Halterung wie vor der Wand schwebend. Das Licht durchquert den Körper und richtet sich je nach der Installation nach oben oder unten und sorgt für eine angenehme, diffuse indirekte Beleuchtung.

FR Une figure géométrique élémentaire dans sa forme pure est suspendue par rapport au mur grâce au support installé. La lumière traverse son corps et est dirigée vers le haut ou vers le bas, selon l'installation, pour générer un éclairage indirect agréable et diffus.

Family / Famiglia / Familie / Famille

---







Art. 1090B-396-30176



Art. 1090A-395-30174



Art. 1090A-395-30174

Double-emission (up and down)  
Biemissione (sopra e sotto)  
Zweiflammig (oben und unten)  
Bi-émission (vers le haut et vers le bas)

Art. 1090A-395-30173



Single-emission (up or down)  
Monoemissione (sopra o sotto)  
Einflammig (oben oder unten)  
Mono-émission (vers le haut ou vers le bas)





Art. 1099A-396-30174

Art. 1099A-396-30173



Single-emission (up or down)  
Monoemissione (sopra o sotto)  
Einflammig (oben oder unten)  
Mono-émission (vers le haut ou vers le bas)



# 1090A WING Q

Designed by Gianfranco Ciniel

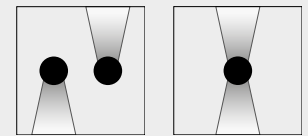
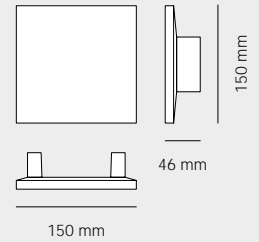
## General information / Informazioni generali / Allgemeine Informationen / Informations générales

Materials Materiali	Weight Peso	Light emission Tipo di emissione	Power Potenza	Tension Tensione	Lumen @3000K	CRI
BETALY®	1 Kg	Single-emission	5,5W	24Vdc	800lm	80
		Double-emission	11W	24Vdc	1600lm	80



## Code composition / Composizione codice / Zusammensetzung der Nummer / Composition du code

Model Modello	Colour Colore	Colour temperature Temperatura colore	Light emission Tipo di emissione
1090A	392	22 (2200K) 27 (2700K) 30 (3000K)	173 (single-emission) 174 (double-emission)
	393		
	394		
	395		
	396		
	397		



173 174

## Accessories / Accessori / Zubehöre / Accessoires

Article Articolo	Codes Codice	General information Informazioni generali
DRIVERS	026.301: DRIVER DIM	24W IP20
	026.321: DRIVER ON/OFF	36W IP67
	026.303: DRIVER DIM	40W IP67
	026.330: DRIVER ON/OFF	7W IP66

Other DRIVERS are available, see p. 234 / Altri DRIVER disponibili, vedere p. 234

Single-emission only / Solo mono-emissione



# 1090B WING Q BIG

Designed by Gianfranco Ciniel

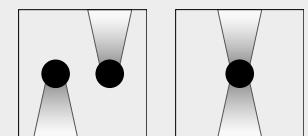
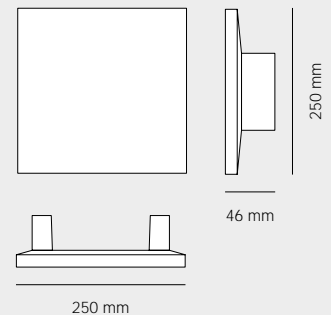
## General information / Informazioni generali / Allgemeine Informationen / Informations générales

Materials Materiali	Weight Peso	Light emission Tipo di emissione	Power Potenza	Tension Tensione	Lumen @3000K	CRI
BETALY®	2,2 Kg	Single-emission	11W	24Vdc	1600lm	80
		Double-emission	22W	24Vdc	3200lm	80



## Code composition / Composizione codice / Zusammensetzung der Nummer / Composition du code

Model Modello	Colour Colore	Colour temperature Temperatura colore	Light emission Tipo di emissione
1090B	392	22 (2200K) 27 (2700K) 30 (3000K)	175 (single-emission) 176 (double-emission)
	393		
	394		
	395		
	396		
	397		



175 176

## Accessories / Accessori / Zubehöre / Accessoires

Article Articolo	Codes Codice	General information Informazioni generali
DRIVERS	026.259: DRIVER ON/OFF	36W IP20
	026.209: DRIVER DIM	60W IP67
	026.321: DRIVER ON/OFF	36W IP67
	026.303: DRIVER DIM	40W IP67

Other DRIVERS are available, see p. 234 / Altri DRIVER disponibili, vedere p. 234



# 1090C WING X

Designed by Gianfranco Cini

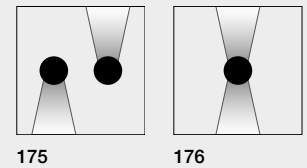
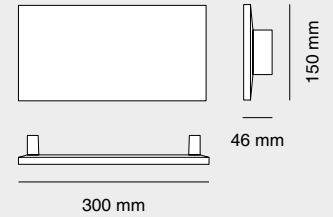
## General information / Informazioni generali / Allgemeine Informationen / Informations générales

Materials Materiali	Weight Peso	Light emission Tipo di emissione	Power Potenza	Tension Tensione	Lumen @3000K	CRI
BETALY®	1,6 Kg	Single-emission	11W	24Vdc	1600lm	80
		Double-emission	22W	24Vdc	3200lm	80



## Code composition / Composizione codice / Zusammensetzung der Nummer / Composition du code

Model Modello	Colour Colore	Colour temperature Temperatura colore	Light emission Tipo di emissione
1090C	392	22 (2200K) 27 (2700K) 30 (3000K)	175 (single-emission) 176 (double-emission)
	393		
	394		
	395		
	396		
	397		



## Accessories / Accessori / Zubehöre / Accessoires

Article Articolo	Codes Codice	General information Informazioni generali
DRIVERS	026.259: DRIVER ON/OFF	36W IP20
	026.209: DRIVER DIM	60W IP20
	026.321: DRIVER ON/OFF	36W IP67
	026.303: DRIVER DIM	40W IP67

Other DRIVERS are available, see p. 234 / Altri DRIVER disponibili, vedere p. 234



# 1099A HEXA

NEW

Designed by Irene Cini

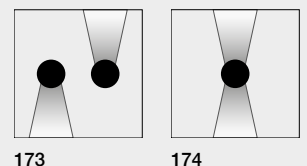
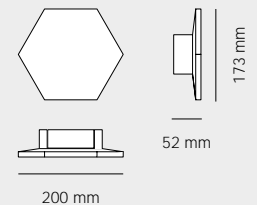
## General information / Informazioni generali / Allgemeine Informationen / Informations générales

Materials Materiali	Weight Peso	Light emission Tipo di emissione	Power Potenza	Tension Tensione	Lumen @3000K	CRI
BETALY®	1,1 Kg	Single-emission	5,5W	24Vdc	800lm	80
		Double-emission	11W	24Vdc	1600lm	80



## Code composition / Composizione codice / Zusammensetzung der Nummer / Composition du code

Model Modello	Colour Colore	Colour temperature Temperatura colore	Light emission Tipo di emissione
1099A	392	22 (2200K) 27 (2700K) 30 (3000K)	173 (single-emission) 174 (double-emission)
	393		
	394		
	395		
	396		
	397		



## Accessories / Accessori / Zubehöre / Accessoires

Article Articolo	Codes Codice	General information Informazioni generali
DRIVERS	026.301: DRIVER DIM	24W IP20
	026.321: DRIVER ON/OFF	36W IP67
	026.303: DRIVER DIM	40W IP67
	026.330: DRIVER ON/OFF	7W IP66

Other DRIVERS are available, see p. 234 / Altri DRIVER disponibili, vedere p. 234

Single-emission only / Solo mono-emissione





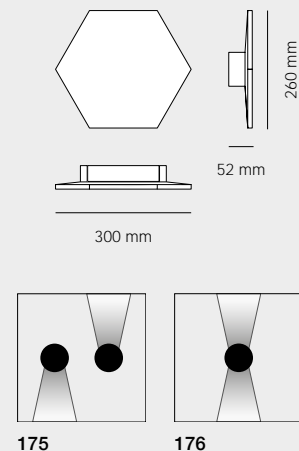
## General information / Informazioni generali / Allgemeine Informationen / Informations générales

Materials <i>Materiali</i>	Weight <i>Peso</i>	Light emission <i>Tipo di emissione</i>	Power <i>Potenza</i>	Tension <i>Tensione</i>	Lumen <i>@3000K</i>	CRI
BETALY®	2,1 Kg	Single-emission	11W	24Vdc	1600lm	80
		Double-emission	22W	24Vdc	3200lm	80



## Code composition / Composizione codice / Zusammensetzung der Nummer / Composition du code

Model <i>Modello</i>	-	Colour <i>Colore</i>	-	Colour temperature <i>Temperatura colore</i>	Light emission <i>Tipo di emissione</i>
1099B	-	392	-	22 (2200K) 27 (2700K) 30 (3000K)	175 (single-emission) 176 (double-emission)
	-	393	-		
	-	394	-		
	-	395	-		
	-	396	-		
	-	397	-		



## Accessories / Accessori / Zubehör / Accessoires

Article <i>Articolo</i>	Codes <i>Codice</i>	General information <i>Informazioni generali</i>
DRIVERS	026.259: DRIVER ON/OFF	36W IP20
	026.209: DRIVER DIM	60W IP20
	026.321: DRIVER ON/OFF	36W IP67
	026.303: DRIVER DIM	40W IP67

Other DRIVERS are available, see p. 234 / Altri DRIVER disponibili, vedere p. 234



# QUAREO

Designed by 9010novantadiecì®

EN This line of outdoor wall lamps comes in a compact parallelepiped shape. The lighting element runs along QUAREO's entire length, and depending on how the structure is mounted, light may be diffused upward, downward, or laterally.

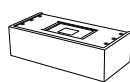
IT Questa linea di applique da esterno si presenta nella forma di un parallelepipedo compatto. Il corpo luminoso di QUAREO si estende lungo l'intera porzione orizzontale e, a seconda di come si monti la struttura, diffonde la luce verso l'alto, il basso o lateralmente.

DE Diese Wandleuchtenlinie für den Außenbereich hat die Form eines kompakten Quaders. Der Leuchtkörper von QUAREO breitet sich entlang der gesamten horizontalen Portion aus und verbreitet das Licht je nachdem, wie die Struktur montiert wird, nach oben, unten oder seitlich.

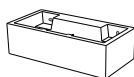
FR Cette ligne d'appliques d'extérieur prend la forme d'un parallélépipède compact. Le corps lumineux de QUAREO s'étend sur toute la partie horizontale et, selon le mode de montage de la structure, il diffuse la lumière vers le haut, le bas ou les côtés.

Family / Famiglia / Familie / Famille

---



1091  
QUAREO



1091B  
QUAREO X



1091C  
QUAREO Y






Art. 1091C-396-30207



Art. 1091B-396-22207

Art. 1091C-396-22207





Art. 1091-395-30206

# 1091 QUAREO

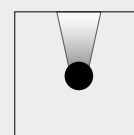
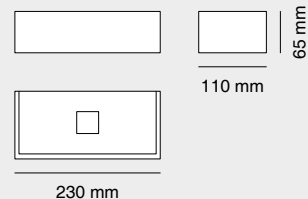
## General information / Informazioni generali / Allgemeine Informationen / Informations générales

Materials Materiali	Weight Peso	Power Potenza	Tension Tensione	Lumen @3000K	CRI	
BETALY®	1,6 Kg	5,5W	24Vdc	100-240Vac - 50/60Hz	800lm	80



## Code composition / Composizione codice / Zusammensetzung der Nummer / Composition du code

Model Modello	Colour Colore	Colour temperature Temperatura colore	Tension Tensione
1091	392	22 (2200K) 27 (2700K) 30 (3000K)	206 (24Vdc) 225 (100-240Vac)
	393		
	394		
	395		
	396		
	397		



## Accessories / Accessori / Zubehöre / Accessoires

Article Articolo	Codes Codice	General information Informazioni generali
DRIVERS (for 24Vdc)	026.258: DRIVER ON/OFF	12W IP20
	026.301: DRIVER DIM	24W IP20
	026.330: DRIVER ON/OFF	7W IP66
	026.303: DRIVER DIM	40W IP67

Other DRIVERS are available, see p. 234 / Altri DRIVER disponibili, vedere p. 234



# 1091B QUAREO X

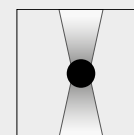
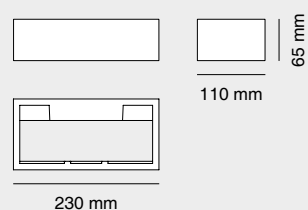
## General information / Informazioni generali / Allgemeine Informationen / Informations générales

Materials Materiali	Weight Peso	Power Potenza	Tension Tensione	Lumen @3000K	CRI
BETALY®	1,6 Kg	5,5W	24Vdc	800lm	80



## Code composition / Composizione codice / Zusammensetzung der Nummer / Composition du code

Model Modello	Colour Colore	Colour temperature Temperatura colore	Tension Tensione
1091B	392	22 (2200K) 27 (2700K) 30 (3000K)	207
	393		
	394		
	395		
	396		
	397		



## Accessories / Accessori / Zubehöre / Accessoires

Article Articolo	Codes Codice	General information Informazioni generali
DRIVERS	026.258: DRIVER ON/OFF	12W IP20
	026.301: DRIVER DIM	24W IP20
	026.330: DRIVER ON/OFF	7W IP66
	026.303: DRIVER DIM	40W IP67

Other DRIVERS are available, see p. 234 / Altri DRIVER disponibili, vedere p. 234



# 1091C QUAREO Y

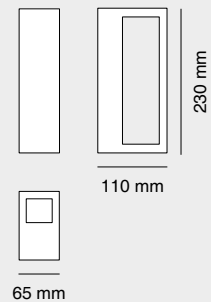
## General information / Informazioni generali / Allgemeine Informationen / Informations générales

Materials Materiali	Weight Peso	Power Potenza	Tension Tensione	Lumen @3000K	CRI
BETALY®	1,9 Kg	5,5W	24Vdc	800lm	80



## Code composition / Composizione codice / Zusammensetzung der Nummer / Composition du code

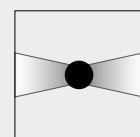
Model Modello	-	Colour Colore	-	Colour temperature Temperatura colore	Tension Tensione
1091C	-	392	-	22 (2200K)	207
	-	393	-	27 (2700K)	
	-	394	-	30 (3000K)	
	-	395	-		
	-	396	-		
	-	397	-		



## Accessories / Accessori / Zubehör / Accessoires

Article Articolo	Codes Codice	General information Informazioni generali
DRIVERS	026.258: DRIVER ON/OFF	12W IP20
	026.301: DRIVER DIM	24W IP20
	026.330: DRIVER ON/OFF	7W IP66
	026.303: DRIVER DIM	40W IP67

Other DRIVERS are available, see p. 234 / Altri DRIVER disponibili, vedere p. 234



# SCUBO & MATT

Designed by 9010novantadieci® and Irene Cinel

EN A family of cube-shaped or parallelepipedshaped lamps characterized by compact volumes. Minimal and clean lines make SCUBO and MATT versatile accessories. The central body emanates beams of mono-directional or bi-directional light that create an extremely efficient scenic light on the walls.

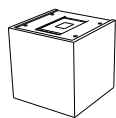
IT Una famiglia di lampade a forma di cubo o parallelepipedo caratterizzata da volumi compatti. La linea minimale e pulita rende SCUBO e MATT complementi versatili. Il corpo centrale emana fasci di luce monodirezionale o bidirezionale che creano sulle pareti una luce scenica dalla grande efficienza.

DE Eine würfel- oder quaderförmige Lampenfamilie mit dem Merkmal von kompakten Volumen. Dank der minimalistischen, puren Linie sind SCUBO und MATT vielseitige Einrichtungselemente. Der mittlere Körper gibt Lichtstrahlen in eine oder zwei Richtungen ab, die auf den Wänden ein hochwirksames szenisches Licht hervorbringen.

FR Famille de lampes de forme cubique ou parallélépipédique se distinguant par des volumes compacts. Les lignes minimalistes et épurées font de SCUBO et MATT des compléments polyvalents. Le corps central émet des faisceaux lumineux unidirectionnels ou bidirectionnels qui créent un éclairage scénique très efficace sur les murs.

Family / Famiglia / Familie / Famille

---



1092  
SCUBO



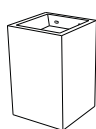
1096B  
MATT



1096C  
MATT X



1096D  
MATT Y



1097  
MATT BIG



Art. 1096D-393-30212




Art. 1097-393-30213




Art. 1097-394-30213





Art. 1096C-395-30211



Art. 1096C-395-30211



Art. 1096C-395-30211



Art. 1092-396-30208

Art. 1096B-396-30211



# 1092 SCUBO

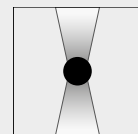
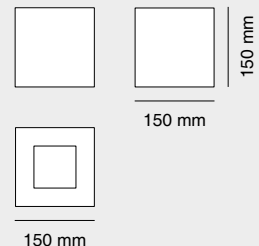
## General information / Informazioni generali / Allgemeine Informationen / Informations générales

Materials Materiali	Weight Peso	Power Potenza	Tension Tensione		Lumen @3000K	CRI
BETALY®	2,1 Kg	11W	24Vdc	220-240Vac - 50/60Hz	1600lm	80



## Code composition / Composizione codice / Zusammensetzung der Nummer / Composition du code

Model Modello	Colour Colore	Colour temperature Temperatura colore	Tension Tensione
1092	392	22 (2200K) 27 (2700K) 30 (3000K)	208 (24Vdc) 226 (220-240Vac)
	393		
	394		
	395		
	396		
	397		



## Accessories / Accessori / Zubehör / Accessoires

Article Articolo	Codes Codice	General information Informazioni generali
DRIVERS (for 24Vdc)	026.259: DRIVER ON/OFF	36W IP20
	026.301: DRIVER DIM	24W IP20
	026.321: DRIVER ON/OFF	36W IP67
	026.303: DRIVER DIM	40W IP67

Other DRIVERS are available, see p. 234 / Altri DRIVER disponibili, vedere p. 234



# 1096B MATT

Designed by Irene Cinel

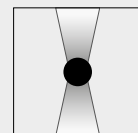
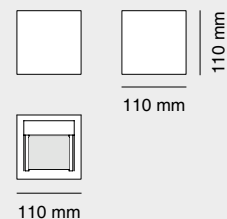
## General information / Informazioni generali / Allgemeine Informationen / Informations générales

Materials Materiali	Weight Peso	Power Potenza	Tension Tensione	Lumen @3000K	CRI
BETALY®	1,6 Kg	5,5W	24Vdc	800lm	80



## Code composition / Composizione codice / Zusammensetzung der Nummer / Composition du code

Model Modello	Colour Colore	Colour temperature Temperatura colore	Tension Tensione
1096B	392	22 (2200K) 27 (2700K) 30 (3000K)	211
	393		
	394		
	395		
	396		
	397		



## Accessories / Accessori / Zubehör / Accessoires

Article Articolo	Codes Codice	General information Informazioni generali
DRIVERS	026.258: DRIVER ON/OFF	12W IP20
	026.301: DRIVER DIM	24W IP20
	026.330: DRIVER ON/OFF	7W IP66
	026.303: DRIVER DIM	40W IP67

Other DRIVERS are available, see p. 234 / Altri DRIVER disponibili, vedere p. 234



# 1096C MATT X

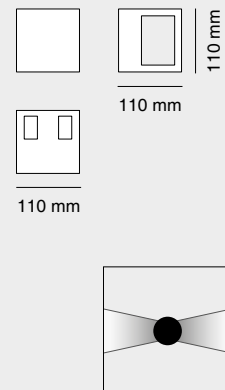
## General information / Informazioni generali / Allgemeine Informationen / Informations générales

Materials Materiali	Weight Peso	Power Potenza	Tension Tensione	Lumen @3000K	CRI
BETALY®	1,6 Kg	5,5W	24Vdc	800lm	80



## Code composition / Composizione codice / Zusammensetzung der Nummer / Composition du code

Model Modello	Colour Colore	Colour temperature Temperatura colore	Tension Tensione
1096C	392	22 (2200K) 27 (2700K) 30 (3000K)	211
	393		
	394		
	395		
	396		
	397		



## Accessories / Accessori / Zubehöre / Accessoires

Article Articolo	Codes Codice	General information Informazioni generali
DRIVERS	026.258: DRIVER ON/OFF	12W IP20
	026.301: DRIVER DIM	24W IP20
	026.330: DRIVER ON/OFF	7W IP66
	026.303: DRIVER DIM	40W IP67

Other DRIVERS are available, see p. 234 / Altri DRIVER disponibili, vedere p. 234



# 1096D MATT Y

Designed by Irene Cinel

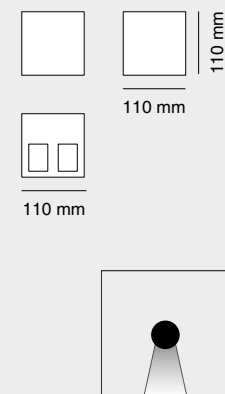
## General information / Informazioni generali / Allgemeine Informationen / Informations générales

Materials Materiali	Weight Peso	Power Potenza	Tension Tensione	Lumen @3000K	CRI
BETALY®	2 Kg	4W	24Vdc   100-240Vac - 50/60Hz	630lm	80



## Code composition / Composizione codice / Zusammensetzung der Nummer / Composition du code

Model Modello	Colour Colore	Colour temperature Temperatura colore	Tension Tensione
1096D	392	22 (2200K) 27 (2700K) 30 (3000K)	212 (24Vdc) 236 (100-240Vac)
	393		
	394		
	395		
	396		
	397		



## Accessories / Accessori / Zubehöre / Accessoires

Article Articolo	Codes Codice	General information Informazioni generali
DRIVERS (for 24Vdc)	026.258: DRIVER ON/OFF	12W IP20
	026.301: DRIVER DIM	24W IP20
	026.330: DRIVER ON/OFF	7W IP66
	026.303: DRIVER DIM	40W IP67

Other DRIVERS are available, see p. 234 / Altri DRIVER disponibili, vedere p. 234



# 1097 MATT BIG

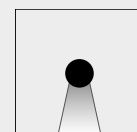
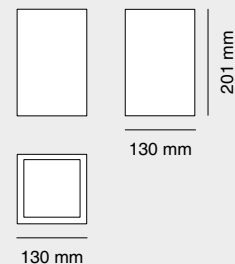
## General information / Informazioni generali / Allgemeine Informationen / Informations générales

Materials <i>Materiali</i>	Weight <i>Peso</i>	Power <i>Potenza</i>	Tension <i>Tensione</i>		Lumen <i>@3000K</i>	CRI
BETALY®	3,6 Kg	4W	24Vdc	100-240Vac - 50/60Hz	630lm	80



## Code composition / Composizione codice / Zusammensetzung der Nummer / Composition du code

Model <i>Modello</i>	-	Colour <i>Colore</i>	-	Colour temperature <i>Temperatura colore</i>	Tension <i>Tensione</i>
1097	-	392	-	22 (2200K)	213 (24Vdc)
	-	393	-	27 (2700K)	237 (100-240Vac)
	-	394	-	30 (3000K)	
	-	395	-		
	-	396	-		
	-	397	-		



## Accessories / Accessori / Zubehöre / Accessoires

Article <i>Articolo</i>	Codes <i>Codice</i>	General information <i>Informazioni generali</i>
<b>DRIVERS</b> (for 24Vdc)	026.258: DRIVER ON/OFF	12W IP20
	026.301: DRIVER DIM	24W IP20
	026.330: DRIVER ON/OFF	7W IP66
	026.303: DRIVER DIM	40W IP67

Other DRIVERS are available, see p. 234 /  
Altri DRIVER disponibili, vedere p. 234



# MEZZARCO & ARCIERE

Designed by 9010novantadiecì® and Irene Cinel

EN Wall lighting characterized by a protruding arched shape that defines the structure. Inside there is a dual-emission LED light, which guarantees a hidden light source, with light diffused upwards and downwards, expanding on the wall.

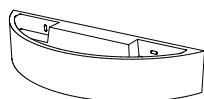
IT Applique caratterizzate da una forma sporgente ad arco che ne definisce la struttura. Al loro interno è presente la luce a LED biemissione, che garantisce una sorgente luminosa nascosta, con luce diffusa verso l'alto e il basso, espandendosi sulla parete.

DE Wandleuchten zeichnen sich durch eine hervorstehende Bogenform aus, die ihre Struktur definiert. In ihrem Inneren befindet sich ein LED-Licht mit doppelter Emission, das eine versteckte Lichtquelle garantiert, wobei das Licht nach oben und unten gestreut wird und sich an der Wand ausbreitet.

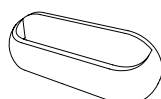
FR Appliques caractérisées par une forme d'arc saillant qui définit sa structure. À l'intérieur d'eux se trouve une lumière LED à double émission, qui garantit une source lumineuse cachée, avec une lumière diffusée vers le haut et vers le bas, s'étendant sur le mur.

Family / Famiglia / Familie / Famille


---



1095B  
MEZZARCO



1206  
ARCIERE



Art. 1206-395-27218



Art. 1095B-396-30214



# 1095B MEZZARCO

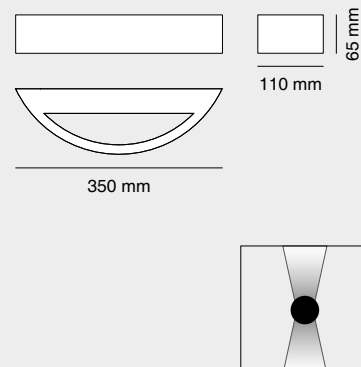
## General information / Informazioni generali / Allgemeine Informationen / Informations générales

Materials Materiali	Weight Peso	Power Potenza	Tension Tensione	Lumen @3000K	CRI
BETALY®	2 Kg	5,5W	24Vdc	800lm	80



## Code composition / Composizione codice / Zusammensetzung der Nummer / Composition du code

Model Modello	Colour Colore	Colour temperature Temperatura colore	Tension Tensione
1095B	392	22 (2200K)	214
	393		
	394		
	395		
	396		
	397		



## Accessories / Accessori / Zubehöre / Accessoires

Article Articolo	Codes Codice	General information Informazioni generali
DRIVERS	026.258: DRIVER ON/OFF	12W IP20
	026.301: DRIVER DIM	24W IP20
	026.330: DRIVER ON/OFF	7W IP66
	026.303: DRIVER DIM	40W IP67

Other DRIVERS are available, see p. 234 / Altri DRIVER disponibili, vedere p. 234



# 1206 ARCIERE

Designed by Irene Cinel

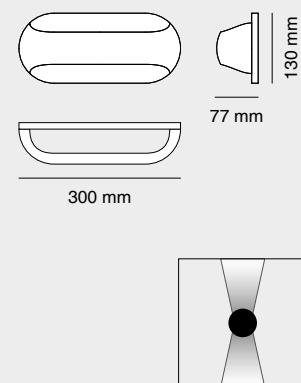
## General information / Informazioni generali / Allgemeine Informationen / Informations générales

Materials Materiali	Weight Peso	Power Potenza	Tension Tensione	Lumen @3000K	CRI
BETALY®	2 Kg	5,5W	24Vdc	800lm	80



## Code composition / Composizione codice / Zusammensetzung der Nummer / Composition du code

Model Modello	Colour Colore	Colour temperature Temperatura colore	Tension Tensione
1206	392	22 (2200K)	218
	393		
	394		
	395		
	396		
	397		



## Accessories / Accessori / Zubehöre / Accessoires

Article Articolo	Codes Codice	General information Informazioni generali
DRIVERS	026.258: DRIVER ON/OFF	12W IP20
	026.301: DRIVER DIM	24W IP20
	026.330: DRIVER ON/OFF	7W IP66
	026.303: DRIVER DIM	40W IP67

Other DRIVERS are available, see p. 234 / Altri DRIVER disponibili, vedere p. 234



# LEVICO WALL

Designed by HENRY & CO.

EN Like a mountain spring, the light source is isolated and concealed, like the water of a river, the light carves its course through the body of the lamp, leaving behind hollows and dips which soften the diffusion.

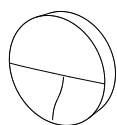
IT Come una sorgente d'alta quota, la fonte luminosa è isolata e celata e come l'acqua di un fiume, la luce scava il suo percorso attraverso il corpo luminoso, lasciandosi dietro conche ed avvallamenti che ne ammorbidiscono la diffusione.

DE Wie eine Quelle in den Bergen ist die Lichtquelle isoliert und verborgen und wie das Wasser eines Flusses gräbt sich das Licht seinen Weg durch den Lichtkörper, wobei es Mulden und Vertiefungen hinterlässt, die seine Diffusion weicher machen.

FR Comme une source de haute altitude, la source lumineuse est isolée et masquée, et comme l'eau d'un fleuve, la lumière creuse son parcours à travers le corps lumineux, en s'immisçant derrière conques et profondeurs qui en adoucissent la diffusion.

Family / Famiglia / Familie / Famille

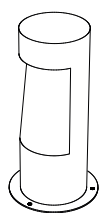
---



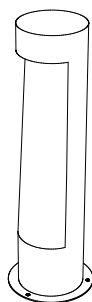
1098  
LEVICO WALL



1098B  
LEVICO WALL S



1110A  
LEVICO SMALL



1110B  
LEVICO

P. 159



Art. 1098-392-30215



Art. 1098B-393-22216



Art. 1098B-393-22216



Art. 1098B-393-22216

# 1098 LEVICO WALL

Designed by HENRY & CO.

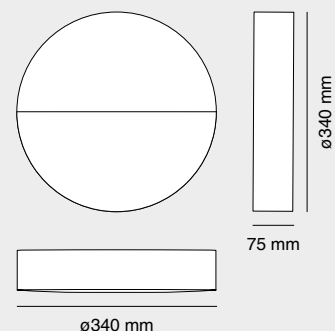
## General information / Informazioni generali / Allgemeine Informationen / Informations générales

Materials Materiali	Weight Peso	Power Potenza	Tension Tensione		Lumen @3000K	CRI
BETALY®	5 Kg	5,5W	24Vdc	100-240Vac - 50/60Hz	800lm	80



## Code composition / Composizione codice / Zusammensetzung der Nummer / Composition du code

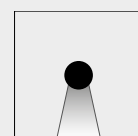
Model Modello	Colour Colore	Colour temperature Temperatura colore	Tension Tensione	
1098	392	22 (2200K)	215 (24Vdc)	
	393			
	394			
	395	30 (3000K)		238 (100-240Vac)
	396			
	397			



## Accessories / Accessori / Zubehör / Accessoires

Article Articolo	Codes Codice	General information Informazioni generali
DRIVERS (for 24Vdc)	026.258: DRIVER ON/OFF	12W IP20
	026.301: DRIVER DIM	24W IP20
	026.330: DRIVER ON/OFF	7W IP66
	026.303: DRIVER DIM	40W IP67

Other DRIVERS are available, see p. 234 / Altri DRIVER disponibili, vedere p. 234



# 1098B LEVICO WALL S

Designed by HENRY & CO.

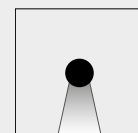
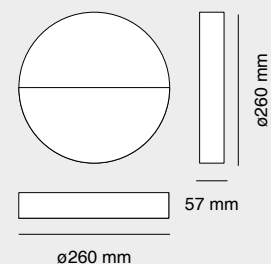
## General information / Informazioni generali / Allgemeine Informationen / Informations générales

Materials Materiali	Weight Peso	Power Potenza	Tension Tensione		Lumen @3000K	CRI
BETALY®	3 Kg	4W	24Vdc	100-240Vac - 50/60Hz	630lm	80



## Code composition / Composizione codice / Zusammensetzung der Nummer / Composition du code

Model Modello	Colour Colore	Colour temperature Temperatura colore	Tension Tensione	
1098B	392	22 (2200K)	216 (24Vdc)	
	393			
	394			
	395	30 (3000K)		239 (100-240Vac)
	396			
	397			



## Accessories / Accessori / Zubehör / Accessoires

Article Articolo	Codes Codice	General information Informazioni generali
DRIVERS (for 24Vdc)	026.258: DRIVER ON/OFF	12W IP20
	026.301: DRIVER DIM	24W IP20
	026.330: DRIVER ON/OFF	7W IP66
	026.303: DRIVER DIM	40W IP67

Other DRIVERS are available, see p. 234 / Altri DRIVER disponibili, vedere p. 234



# DOMINO

Designed by Alberto Ghirardello

EN DOMINO is made in BETALY® with pure, austere geometric lines, and consists of two distinct elements, which means the lamp can also be produced in a two-colour version.

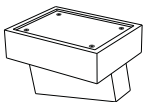
IT DOMINO è realizzata in BETALY® con delle forme geometriche pure e rigorose ed è composta da due distinti elementi, peculiarità che permette di offrire il prodotto anche in versione bicolore.

DE DOMINO ist aus BETALY® mit reinen und strengen geometrischen Formen gefertigt und besteht aus zwei unterschiedlichen Elementen, eine Besonderheit, die es ermöglicht, das Produkt auch in zweifarbiger Version anzubieten.

FR DOMINO est en BETALY® avec des formes géométriques pures et rigoureuses, et se compose de deux éléments séparés, une particularité qui permet de proposer le produit aussi en version bicolore.


Family / Famiglia / Familie / Famille

---



1104  
DOMINO





Art. 1104A-393-30206 + 1104Q-396



Art. 1104A-393-30206 + 1104Q-396

Art. 1104A-392-30206 + 1104Q-392





# 1104 DOMINO

Designed by Alberto Ghirardello

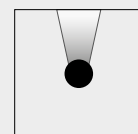
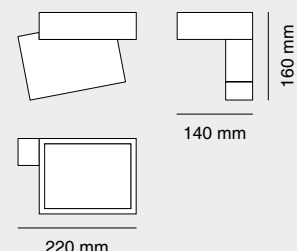
## General information / Informazioni generali / Allgemeine Informationen / Informations générales

Materials Materiali	Weight Peso	Power Potenza	Tension Tensione		Lumen @3000K	CRI
BETALY®	2,6 Kg	5,5W	24Vdc	100-240Vac - 50/60Hz	800lm	80



## Code composition / Composizione codice / Zusammensetzung der Nummer / Composition du code

Upper part Parte superiore	Colour Colore	Colour temperature Temperatura colore	Tension Tensione	Lower part Parte inferiore	Colour Colore
1104A (Upper part)	392	22 (2200K)	206 (24Vdc)	1104Q (Lower part)	392
	393				393
	394	27 (2700K)	225 (100-240Vac)		394
	395	30 (3000K)			395
	396		396		
	397		397		



## Accessories / Accessori / Zubehöre / Accessoires

Article Articolo	Codes Codice	General information Informazioni generali
DRIVERS (for 24Vdc)	026.258: DRIVER ON/OFF	12W IP20
	026.301: DRIVER DIM	24W IP20
	026.330: DRIVER ON/OFF	7W IP66
	026.303: DRIVER DIM	40W IP67

Other DRIVERS are available, see p. 234 / Altri DRIVER disponibili, vedere p. 234



## Example of colours pairing and codes composition / Esempio di abbinamento colori e composizione codici

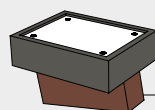
Beispiel für Farbabstimmung und Zusammensetzung der Artikelnummer / Exemple de correspondance des couleurs et de composition des codes

### Example of desired result

Esempio risultato desiderato  
Beispiel eines gewünschten Ergebnisses  
Exemple de résultat souhaité

### Example codes to be ordered

Esempio codici da ordinare  
Beispiel der Artikelnummer zur Bestellung  
Exemple de codes à commander



1104A (Upper part) - 395 (GREY)- 30 (3000K) 206 (24Vdc)

1104Q (Lower part) - 394 (CORTEN)

1104A-395-30206

1104Q-394

# DEFINE

Designed by Gianfranco Cini

EN At night, DEFINE resembles a clip holding together the edges of the wall. Its light can be either bi-emission or mono-emission, emitting a wide and diffused spectrum of light.

IT Di notte DEFINE sembra una clip che tiene insieme i lembi della parete. La sua luce può essere a biemissione o monoemissione, emana un ampio spettro luminoso e diffuso.

DE Nachts scheint DEFINE eine Klammer, die die Enden der Wand zusammenhält. Ihr Licht kann ein- oder zweiflammig sein und erzeugt ein breites, diffuses Lichtspektrum.

FR La nuit, DEFINE ressemble à un clip qui maintient les bords du mur ensemble. Sa lumière peut être à bi-émission ou monoémission, en émettant un spectre de lumière large et diffus.

Family / Famiglia / Familie / Famille

---



1202A  
DEFINE



Art. 1202A-395-30254



Art. 1202A-395-30254

Art. 1202A-395-30254



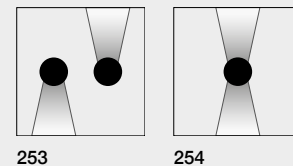
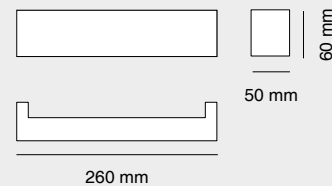
## General information / Informazioni generali / Allgemeine Informationen / Informations générales

Materials Materiali	Weight Peso	Light emission Tipo di emissione	Power Potenza	Tension Tensione	Lumen @3000K	CRI
BETALY®	1 Kg	Single-emission	9W	24Vdc	1340lm	80
		Double-emission	18W	24Vdc	2680lm	80



## Code composition / Composizione codice / Zusammensetzung der Nummer / Composition du code

Model Modello	-	Colour Colore	-	Colour temperature Temperatura colore	Light emission Tipo di emissione
1202A	-	392	-	22 (2200K) 27 (2700K) 30 (3000K)	253 (single-emission) 254 (double-emission)
	-	393	-		
	-	394	-		
	-	395	-		
	-	396	-		
	-	397	-		



## Accessories / Accessori / Zubehör / Accessoires

Article Articolo	Codes Codice	General information Informazioni generali
DRIVERS	026.259: DRIVER ON/OFF	36W
	026.301: DRIVER DIM	24W
	026.321: DRIVER ON/OFF	36W
	026.303: DRIVER DIM	40W
		IP20
		IP67
		Other DRIVERS are available, see p. 234 / Altri DRIVER disponibili, vedere p. 234



# KERIS

Designed by Alice Barki

EN A dry beam of light propagates and cuts through space like a blade. KERIS is a dome wall lamp characterized by two wide and clear lateral slits. Similar to what happens in a reflective prism, the projected light source is diffused in reciprocal directions, creating an evocative atmosphere.

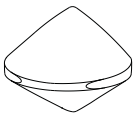
IT Un fascio secco di luce si propaga e taglia lo spazio come una lama. KERIS è un'applicazione a cupola contraddistinta da due nette e ampie fessure laterali. Simile a quanto accade in un prisma rifrangente, la fonte luminosa proiettata si orienta nelle reciproche direzioni creando un'atmosfera suggestiva.

DE Ein trockener Lichtstrahl breitet sich aus und durchtrennt den Raum wie eine Messerklinge. KERIS ist eine kuppelförmige Wandleuchte mit dem Kennzeichen von zwei klaren, breiten seitlichen Schlitzen. Ähnlich wie in einem optischen Prisma richtet sich die projizierende Lichtquelle in entgegengesetzten Richtungen aus und erzeugt eine anregende Atmosphäre.

FR Un faisceau de lumière net se répand et coupe l'espace comme une lame. KERIS est une applique murale en forme de coupole se distinguant par deux larges fentes sur les côtés. Tel un prisme réfracteur, la source lumineuse projetée pivote dans des directions réciproques, en créant une atmosphère saisissante.

Family / Famiglia / Familie / Famille


---



1205  
KERIS



Art. 1205-397-30174



Art. 1205-397-30174

Art. 1205-397-30174











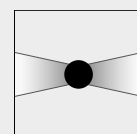
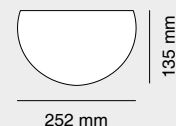
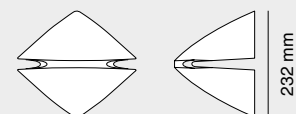
## General information / Informazioni generali / Allgemeine Informationen / Informations générales

Materials <i>Materiali</i>	Weight <i>Peso</i>	Power <i>Potenza</i>	Tension <i>Tensione</i>	Lumen <i>@3000K</i>	CRI
BETALY®	1,6 Kg	11W	24Vdc	1600lm	80



## Code composition / Composizione codice / Zusammensetzung der Nummer / Composition du code

Model <i>Modello</i>	Colour <i>Colore</i>	Colour temperature <i>Temperatura colore</i>	Tension <i>Tensione</i>
1205	392 	22 (2200K)	174
	393 		
	394 		
	395 		
	396 		
	397 	30 (3000K)	



## Accessories / Accessori / Zubehör / Accessoires

Article <i>Articolo</i>	Codes <i>Codice</i>	General information <i>Informazioni generali</i>
DRIVERS	026.259: DRIVER ON/OFF	36W
	026.301: DRIVER DIM	24W
	026.321: DRIVER ON/OFF	36W
	026.303: DRIVER DIM	40W
		IP20
		IP67

Other DRIVERS are available, see p. 234 / Altri DRIVER disponibili, vedere p. 234



# OCIO

Designed by Maurizio Quargnale

EN OCIO is born from the idea of an eclipse, and is developed as a lighting project with an essential design but a practical approach. The light can be controlled in different beams to create unique angles in each installation, without tools and with flexibility. A durable and materic material that is enhanced by the high-performance and customizable back-lighting.

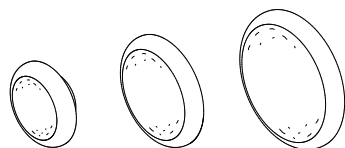
IT OCIO nasce dall'idea di un'eclissi e si sviluppa come illuminazione progettuale dal design essenziale ma dell'approccio pratico. La luce può essere controllata in diversi fasci per creare angolazioni uniche in ogni installazione, senza attrezzi e con flessibilità. Un materiale durevole e materico che viene esaltato dalla retro-illuminazione performante e personalizzabile.

DE OCIO wurde aus der Idee einer Sonnenfinsternis geboren und als Projektbeleuchtung mit einem wesentlichen Design, aber einem praktischen Ansatz entwickelt. Das Licht kann in verschiedenen Strahlen gesteuert werden, um bei jeder Installation einzigartige Winkel zu schaffen, ohne Werkzeug und mit Flexibilität. Ein langlebiges und haptisches Material, das durch die leistungsstarke und anpassbare Hintergrundbeleuchtung noch verstärkt wird.

FR OCIO est né de l'idée d'une éclipse et s'est développé comme un éclairage au design essentiel mais avec une approche pratique. La lumière peut être contrôlée dans différents faisceaux pour créer des angles uniques dans chaque installation, sans outils et avec flexibilité. Un matériau durable et tactile mis en valeur par le rétro-éclairage performant et personnalisable.

Family / Famiglia / Familie / Famille

---



1207A  
OCIO SMALL

1207B  
OCIO

1207C  
OCIO BIG



Art. 1207B-394-30204





Art. 1207B-396-30205



EN OCIO offers the possibility to set manually the opening of the light beam (from 20° to 180°) also once the installation is complete, thanks to the innovative electrical part.


DE OCIO bietet die Möglichkeit die Öffnung des Lichtstrahls (von 20° bis 180°) manuell einzustellen, auch nach der Installation, dank eines innovativen Elektrischeteils.

Art. 1207B-396-30205


IT OCIO offre la possibilità di regolare manualmente l'apertura del fascio luminoso anche ad installazione completata, grazie all'innovativa parte elettrica.

FR OCIO offre la possibilité de régler manuellement l'angle du faisceau lumineux (de 20° à 180°), même après l'installation, grâce à son système électrique innovant.

Art. 1207B-396-30204



Art. 1207B-396-30205



# 1207A OCIO SMALL







NEW

Designed by Maurizio Quargnale

## General information / Informazioni generali / Allgemeine Informationen / Informations générales

Materials Materiali	Weight Peso	Light emission Tipo di emissione	Power Potenza	Tension Tensione	Lumen @3000K	CRI
BETALY®	1 Kg	Single-emission	4W	24Vdc	600lm	80
		Double-emission	8W	24Vdc	1200lm	80

## Code composition / Composizione codice / Zusammensetzung der Nummer / Composition du code

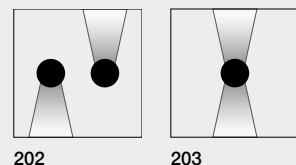
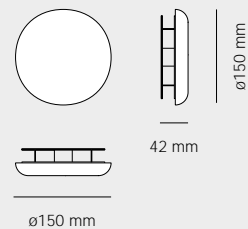
Model Modello	Colour Colore	Colour temperature Temperatura colore	Light emission Tipo di emissione
1207A	392 	22 (2200K) 27 (2700K) 30 (3000K)	202 (single-emission) 203 (double-emission)
	393 		
	394 		
	395 		
	396 		
	397 		

## Accessories / Accessori / Zubehöre / Accessoires

Article Articolo	Codes Codice	General information Informazioni generali
DRIVERS	026.301: DRIVER DIM	24W IP20
	026.258: DRIVER ON/OFF	12W IP20
	026.303: DRIVER DIM	40W IP67
	026.330: DRIVER ON/OFF	7W IP66

Other DRIVERS are available, see p. 234 / Altri DRIVER disponibili, vedere p. 234

Single-emission only / Solo mono-emissione



# 1207B OCIO







NEW

Designed by Maurizio Quargnale

## General information / Informazioni generali / Allgemeine Informationen / Informations générales

Materials Materiali	Weight Peso	Light emission Tipo di emissione	Power Potenza	Tension Tensione	Lumen @3000K	CRI
BETALY®	1,6 Kg	Single-emission	4W	24Vdc	600lm	80
		Double-emission	8W	24Vdc	1200lm	80

## Code composition / Composizione codice / Zusammensetzung der Nummer / Composition du code

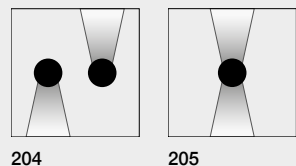
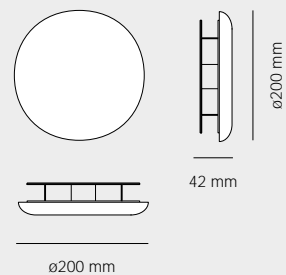
Model Modello	Colour Colore	Colour temperature Temperatura colore	Light emission Tipo di emissione
1207B	392 	22 (2200K) 27 (2700K) 30 (3000K)	204 (single-emission) 205 (double-emission)
	393 		
	394 		
	395 		
	396 		
	397 		

## Accessories / Accessori / Zubehöre / Accessoires

Article Articolo	Codes Codice	General information Informazioni generali
DRIVERS	026.301: DRIVER DIM	24W IP20
	026.258: DRIVER ON/OFF	12W IP20
	026.303: DRIVER DIM	40W IP67
	026.330: DRIVER ON/OFF	7W IP66

Other DRIVERS are available, see p. 234 / Altri DRIVER disponibili, vedere p. 234

Single-emission only / Solo mono-emissione



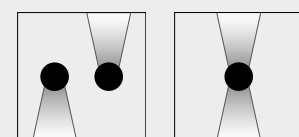
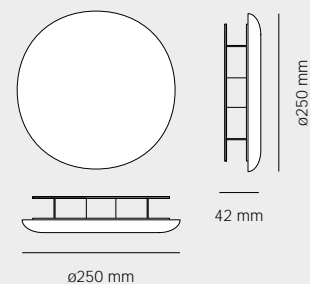
## General information / Informazioni generali / Allgemeine Informationen / Informations générales

Materials <i>Materiali</i>	Weight <i>Peso</i>	Light emission <i>Tipo di emissione</i>	Power <i>Potenza</i>	Tension <i>Tensione</i>	Lumen <i>@3000K</i>	CRI
BETALY®	2,3 Kg	Single-emission	4W	24Vdc	600lm	80
		Double-emission	8W	24Vdc	1200lm	80



## Code composition / Composizione codice / Zusammensetzung der Nummer / Composition du code

Model <i>Modello</i>	-	Colour <i>Colore</i>	-	Colour temperature <i>Temperatura colore</i>	Light emission <i>Tipo di emissione</i>
1207C	-	392	-	22 (2200K)	204 (single-emission)
	-	393	-	27 (2700K)	205 (double-emission)
	-	394	-	30 (3000K)	
	-	395	-		
	-	396	-		
	-	397	-		



204

205

## Accessories / Accessori / Zubehöre / Accessoires

Article <i>Articolo</i>	Codes <i>Codice</i>	General information <i>Informazioni generali</i>
DRIVERS	026.301: DRIVER DIM	24W IP20
	026.258: DRIVER ON/OFF	12W IP20
	026.303: DRIVER DIM	40W IP67
	026.330: DRIVER ON/OFF	7W IP66

Other DRIVERS are available, see p. 234 /  
Altri DRIVER disponibili, vedere p. 234

Single-emission only / Solo mono-emissione







WALL LIGHTING

CEILING LIGHTING

PATHMARKERS

BOLLARDS

WALL RECESSED LIGHTING

HOUSE NUMBERS AND LETTERS

ACCESSORIES



# SCUBO C

Designed by 9010novantadiecì® and Irene Cini

EN A discreet ceiling light with direct downward illumination, also available in a wall-mounted version. A cube that protrudes from the wall emitting a soft, focussed light. Its compactness allows the supports to be closely positioned along external patios or corridors.

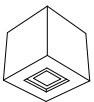
IT Una plafoniera discreta con luce diretta verso il basso, disponibile anche a parete. Il cubo sporge rispetto al soffitto ed emana una gentile luce orientata. Le dimensioni ridotte permettono di allineare i supporti a distanza ravvicinata lungo patii o corridoi esterni.

DE Eine diskrete Deckenleuchte mit direktem Licht nach unten, die auch als Wandleuchte erhältlich ist. Der Würfel ragt aus der Decke heraus und strahlt ein mildes gerichtetes Licht aus. Die geringen Maße ermöglichen die Ausrichtung der Halter in geringer Entfernung entlang von Patios oder Außenkorridoren.

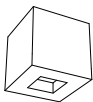
FR Un plafonnier discret avec une lumière dirigée vers le bas, également disponible aussi en applique murale. Le cube dépasse du plafond et émet une lumière douce orientée. Les petites dimensions permettent d'aligner les supports à faible distance le long des patios ou des couloirs extérieurs.

Family / Famiglia / Familie / Famille

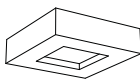
---



1094  
SCUBO C



1094B  
SCUBO C SMALL



1094C  
SCUBO C FLAT



Art. 1094B-393-30201



Art. 1094C-392-30209



Art. 1094-396-30209

Art. 1094-396-30209



# 1094 SCUBO C

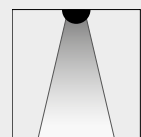
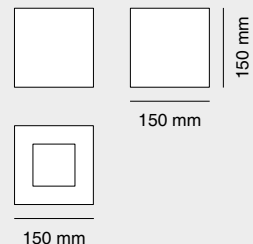
## General information / Informazioni generali / Allgemeine Informationen / Informations générales

Materials Materiali	Weight Peso	Power Potenza	Tension Tensione	Lumen @3000K	CRI
BETALY®	2,3 Kg	5,5W	24Vdc   100-240Vac - 50/60Hz	800lm	80



## Code composition / Composizione codice / Zusammensetzung der Nummer / Composition du code

Model Modello	Colour Colore	Colour temperature Temperatura colore	Tension Tensione
1094	392	22 (2200K) 27 (2700K) 30 (3000K)	209 (24Vdc) 234 (100-240Vac)
	393		
	394		
	395		
	396		
	397		



## Accessories / Accessori / Zubehör / Accessoires

Article Articolo	Codes Codice	General information Informazioni generali
DRIVERS (for 24Vdc)	026.258: DRIVER ON/OFF	12W IP20
	026.301: DRIVER DIM	24W IP20
	026.330: DRIVER ON/OFF	7W IP66
	026.303: DRIVER DIM	40W IP67

Other DRIVERS are available, see p. 234 / Altri DRIVER disponibili, vedere p. 234



# 1094B SCUBO C SMALL

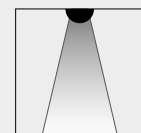
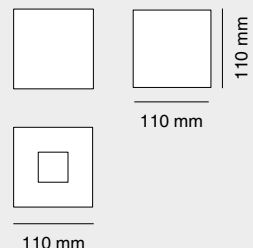
## General information / Informazioni generali / Allgemeine Informationen / Informations générales

Materials Materiali	Weight Peso	Power Potenza	Tension Tensione	Lumen @3000K	CRI
BETALY®	1,4 Kg	4W	24Vdc   100-240Vac - 50/60Hz	630lm	80



## Code composition / Composizione codice / Zusammensetzung der Nummer / Composition du code

Model Modello	Colour Colore	Colour temperature Temperatura colore	Tension Tensione
1094B	392	22 (2200K) 27 (2700K) 30 (3000K)	201 (24Vdc) 235 (100-240Vac)
	393		
	394		
	395		
	396		
	397		



## Accessories / Accessori / Zubehör / Accessoires

Article Articolo	Codes Codice	General information Informazioni generali
DRIVERS (for 24Vdc)	026.258: DRIVER ON/OFF	12W IP20
	026.301: DRIVER DIM	24W IP20
	026.330: DRIVER ON/OFF	7W IP66
	026.303: DRIVER DIM	40W IP67

Other DRIVERS are available, see p. 234 / Altri DRIVER disponibili, vedere p. 234



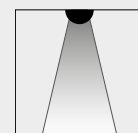
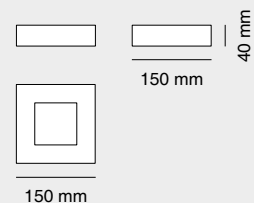
## General information / Informazioni generali / Allgemeine Informationen / Informations générales

Materials Materiali	Weight Peso	Power Potenza	Tension Tensione		Lumen @3000K	CRI
BETALY®	1 Kg	4W	24Vdc	100-240Vac - 50/60Hz	630lm	80



## Code composition / Composizione codice / Zusammensetzung der Nummer / Composition du code

Model Modello	-	Colour Colore	-	Colour temperature Temperatura colore	Tension Tensione
1094C	-	392	-	22 (2200K)	209 (24Vdc)
	-	393	-	27 (2700K)	234 (100-240Vac)
	-	394	-	30 (3000K)	
	-	395	-		
	-	396	-		
	-	397	-		



## Accessories / Accessori / Zubehöre / Accessoires

Article Articolo	Codes Codice	General information Informazioni generali
<b>DRIVERS</b> (for 24Vdc)	026.258: DRIVER ON/OFF	12W IP20
	026.301: DRIVER DIM	24W IP20
	026.330: DRIVER ON/OFF	7W IP66
	026.303: DRIVER DIM	40W IP67

Other DRIVERS are available, see p. 234 / Altri DRIVER disponibili, vedere p. 234



# SILOS

Designed by 9010novantadiecì® and Irene Cinel

EN Its minimal design makes it a suitable element for lighting covered terraces or canopies, and lends spaces a sense of rigour. Its tubular shape emits a beam of direct light that is at the same time pleasantly enveloping.

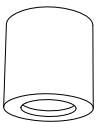
IT Il design minimale lo rende un elemento adatto ad illuminare terrazze coperte o tettoie, e conferisce un senso di rigore allo spazio. La forma tubolare emette un fascio di luce diretta e allo stesso tempo piacevolmente avvolgente.

DE Dank des minimalistischen Designs ist dieses Element für die Beleuchtung von überdachten Terrassen oder Überdachungen geeignet, und verleiht dem Raum ein Gefühl der Strenge. Seine Röhrenform gibt einen direkten und gleichzeitig angenehm einhüllenden Lichtstrahl ab.

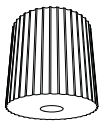
FR Élément adapté à l'éclairage des terrasses couvertes ou des marquises grâce à son design minimaliste, et confère un sentiment de rigueur à l'espace. Sa forme tubulaire émet un faisceau de lumière direct mais agréablement enveloppant.

Family / Famiglia / Familie / Famille

---




1203  
SILOS



1204  
SILOS PLISSE





Art. 1204-396-30201



Art. 1203-396-30201

Art. 1203-396-30201





# 1203 SILOS

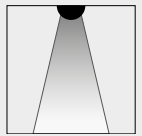
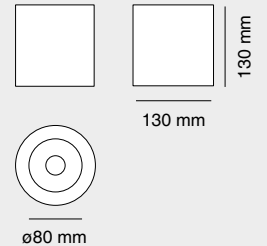
## General information / Informazioni generali / Allgemeine Informationen / Informations générales

Materials Materiali	Weight Peso	Power Potenza	Tension Tensione		Lumen @3000K	CRI
BETALY®	2 Kg	4W	24Vdc	100-240Vac - 50/60Hz	630lm	80



## Code composition / Composizione codice / Zusammensetzung der Nummer / Composition du code

Model Modello	Colour Colore	Colour temperature Temperatura colore	Tension Tensione
1203	392	22 (2200K) 27 (2700K) 30 (3000K)	201 (24Vdc) 232 (100-240Vac)
	393		
	394		
	395		
	396		
	397		



## Accessories / Accessori / Zubehör / Accessoires

Article Articolo	Codes Codice	General information Informazioni generali
DRIVERS (for 24Vdc)	026.258: DRIVER ON/OFF	12W IP20
	026.301: DRIVER DIM	24W IP20
	026.330: DRIVER ON/OFF	7W IP66
	026.303: DRIVER DIM	40W IP67

Other DRIVERS are available, see p. 234 / Altri DRIVER disponibili, vedere p. 234



# 1204 SILOS PLISSE

NEW

Designed by Irene Cinel

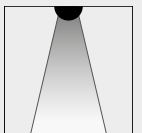
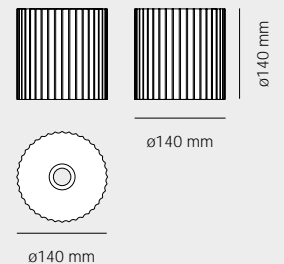
## General information / Informazioni generali / Allgemeine Informationen / Informations générales

Materials Materiali	Weight Peso	Power Potenza	Tension Tensione		Lumen @3000K	CRI
BETALY®	2,6 Kg	4W	24Vdc	100-240Vac - 50/60Hz	630lm	80



## Code composition / Composizione codice / Zusammensetzung der Nummer / Composition du code

Model Modello	Colour Colore	Colour temperature Temperatura colore	Tension Tensione
1204	392	22 (2200K) 27 (2700K) 30 (3000K)	201 (24Vdc) 232 (100-240Vac)
	393		
	394		
	395		
	396		
	397		



## Accessories / Accessori / Zubehör / Accessoires

Article Articolo	Codes Codice	General information Informazioni generali
DRIVERS (for 24Vdc)	026.258: DRIVER ON/OFF	12W IP20
	026.301: DRIVER DIM	24W IP20
	026.330: DRIVER ON/OFF	7W IP66
	026.303: DRIVER DIM	40W IP67

Other DRIVERS are available, see p. 234 / Altri DRIVER disponibili, vedere p. 234





WALL LIGHTING

CEILING LIGHTING

PATHMARKERS

BOLLARDS

WALL RECESSED LIGHTING

HOUSE NUMBERS AND LETTERS

ACCESSORIES



# SER

Designed by Paolo D'Arrigo

EN SER is an archetypal product, a hybrid that combines the principles of technology and nature. A product that's flexible and dynamic in use with a minimalist, mimetic aesthetic.

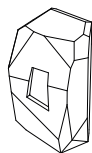
IT SER è un prodotto archetipico, un ibrido che coniuga i principi di tecnologia e natura. Un prodotto flessibile e dinamico nell'uso, dotato di un'estetica essenziale e mimetica.

DE SER ist ein archetypisches Produkt, ein Hybrid, der die Prinzipien von Technologie und Natur kombiniert. Ein beim Gebrauch flexibles und dynamisches Produkt mit essentieller und mimetischer Ästhetik.

FR SER est un produit archétypique, un hybride qui associe les principes de technologie et de la nature. Un produit d'utilisation flexible et dynamique, avec une esthétique essentielle et mimétique.

Family / Famiglia / Familie / Famille

---



1102  
SER



Art. 1102-392-30219



Art. 1102-395-30219

Art. 1102-393-30219





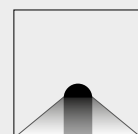
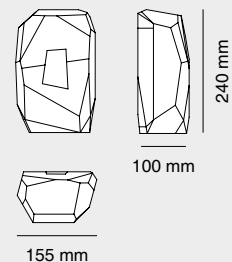
General information / Informazioni generali / Allgemeine Informationen / Informations générales

Materials Materiali	Weight Peso	Power Potenza	Tension Tensione		Lumen @3000K	CRI
BETALY®	3,5 Kg	4W	24Vdc	100-240Vac - 50/60Hz	630lm	80



Code composition / Composizione codice / Zusammensetzung der Nummer / Composition du code

Model Modello	Colour Colore	Colour temperature Temperatura colore	Tension Tensione
1102	392	22 (2200K) 27 (2700K) 30 (3000K)	219 (24Vdc) 240 (100-240Vac)
	393		
	394		
	395		
	396		
	397		



Accessories / Accessori / Zubehör / Accessoires

Article Articolo	Codes Codice	General information Informazioni generali
<b>DRIVERS</b> (for 24Vdc)	026.258: DRIVER ON/OFF	12W IP20
	026.301: DRIVER DIM	24W IP20
	026.330: DRIVER ON/OFF	7W IP66
	026.303: DRIVER DIM	40W IP67

Other DRIVERS are available, see p. 234 / Altri DRIVER disponibili, vedere p. 234



Possible positions / Possibili posizioni / Mögliche Positionen / Positions possibles



# TOOTH

Designed by Maurizio Quargnale

EN Like an incisor, TOOTH sinks its body directly into the ground. Capable of adapting itself to various uses, this practical lighting system represents a new way of illuminating outdoor areas. A useful tool for designers looking for a practical solution to all those situations in which a discreet light, that does not draw too much attention to the light body, is needed to illuminate paths or light areas.

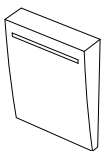
IT Come un incisivo TOOTH affonda direttamente il suo corpo nel terreno. Questo pratico sistema di illuminazione determina un nuovo modo di illuminare gli ambienti esterni, che si adatta alle circostanze di utilizzo. Uno strumento per il progettista che vuole risolvere efficacemente tutte quelle situazioni dove serve una luce discreta per illuminare percorsi o per evidenziare delle aree senza troppo mostrare il corpo illuminante.

DE Wie ein Schneidezahn versenkt TOOTH seinen Körper direkt in der Erde. Dieses praktische Beleuchtungssystem erfindet eine neue Art der Beleuchtung der Außenbereiche, die sich an die jeweilige Einsatzsituation anpasst. Ein Instrument für den Planer, der eine effiziente Lösung in Situationen finden möchte, in denen eine diskrete Beleuchtung der Wege oder die Betonung der Bereiche notwendig ist, ohne den Leuchtkörper zu sehr zu zeigen.

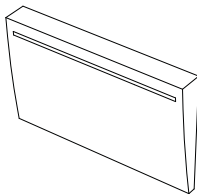
FR Comme une TOOTH incisive qui enfonce son corps directement dans le sol. Ce système d'éclairage pratique détermine une nouvelle façon d'éclairer les espaces extérieurs, et s'adapte aux circonstances d'utilisation. C'est un outil pour le concepteur qui veut résoudre efficacement toutes les situations où une lumière discrète est nécessaire pour éclairer des parcours ou mettre en valeur des zones sans trop montrer le luminaire.

Family / Famiglia / Familie / Famille

---




1114A  
TOOTH SMALL



1114B  
TOOTH

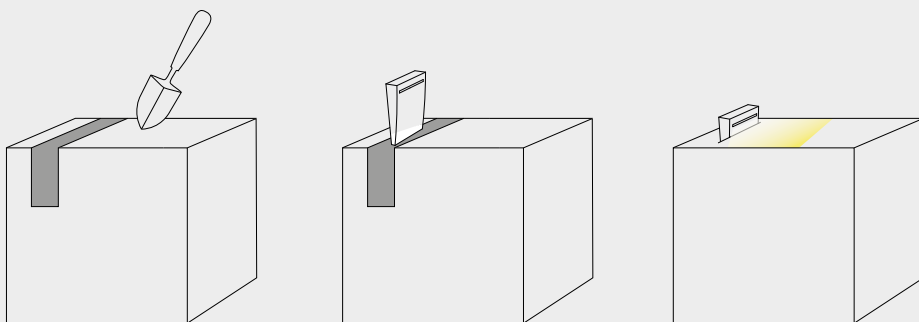


Art. 1114A-395-30178



Art. 1114A-397-30178

Private house - Italy  
Landscape designer: Studio GPT



It is installed by inserting it into the ground  
Installazione tramite inserimento nel terreno  
Installation durch Einsetzen in das Erdreich  
Installation par enfouissement dans le sol

# 1114A TOOTH SMALL

Designed by Maurizio Quargnale

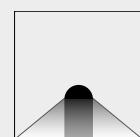
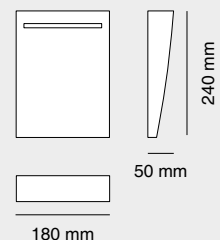
## General information / Informazioni generali / Allgemeine Informationen / Informations générales

Materials Materiali	Weight Peso	Power Potenza	Tension Tensione	Lumen @3000K	CRI
BETALY®	3,4 Kg	1,5W	24Vdc	160lm	80



## Code composition / Composizione codice / Zusammensetzung der Nummer / Composition du code

Model Modello	Colour Colore	Colour temperature Temperatura colore	Tension Tensione
1114A	392	30 (3000K)	178
	393		
	394		
	395		
	396		
	397		



## Accessories / Accessori / Zubehör / Accessoires

Article Articolo	Codes Codice	General information Informazioni generali
DRIVERS	026.258: DRIVER ON/OFF	12W IP20
	026.301: DRIVER DIM	24W IP20
	026.330: DRIVER ON/OFF	7W IP66
	026.303: DRIVER DIM	40W IP67

Other DRIVERS are available, see p. 234 / Altri DRIVER disponibili, vedere p. 234



# 1114B TOOTH

Designed by Maurizio Quargnale

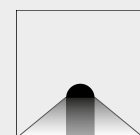
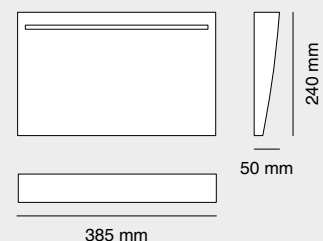
## General information / Informazioni generali / Allgemeine Informationen / Informations générales

Materials Materiali	Weight Peso	Power Potenza	Tension Tensione	Lumen @3000K	CRI
BETALY®	7,4 Kg	3,5W	24Vdc	380lm	80



## Code composition / Composizione codice / Zusammensetzung der Nummer / Composition du code

Model Modello	Colour Colore	Colour temperature Temperatura colore	Tension Tensione
1114B	392	30 (3000K)	178
	393		
	394		
	395		
	396		
	397		



## Accessories / Accessori / Zubehör / Accessoires

Article Articolo	Codes Codice	General information Informazioni generali
DRIVERS	026.258: DRIVER ON/OFF	12W IP20
	026.301: DRIVER DIM	24W IP20
	026.330: DRIVER ON/OFF	7W IP66
	026.303: DRIVER DIM	40W IP67

Other DRIVERS are available, see p. 234 / Altri DRIVER disponibili, vedere p. 234



# VIMA

Designed by Tommaso Andolfatto

EN VIMA is a mobile lamp and reinterpretation of the ancient lantern, which can be used outdoors as a pathmarker or decorative lamp. Light cuts through its recessed cylindrical form, providing warm diffused lighting that favours visual comfort. Made of BETALY®, it is a curious-looking object even when turned off.

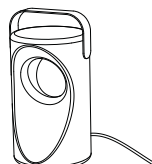
IT VIMA è una lampada mobile che reinterpreta la lanterna antica, utilizzabile all'esterno come segnapasso o lampada decorativa. La luce taglia il volume cilindrico recesso, restituisce un'illuminazione calda e diffusa che favorisce il comfort visivo. Il materiale BETALY® lo rende un oggetto dall'aspetto curioso anche da spento.

DE VIMA ist eine Lampe, die eine Neuinterpretation der alten Laterne darstellt und im Außenbereich als Orientierungsleuchte oder Dekorlampe verwendbar ist. Das Licht durchtrennt das zurückversetzte Zylindervolumen und sorgt für eine warme, diffuse Beleuchtung, die den visuellen Komfort begünstigt. Dank des Materials BETALY® erweckt dieses Objekt auch ausgeschaltet die Neugierde.

FR VIMA est une lampe mobile qui réinterprète la lanterne antique. Elle peut être utilisée à l'extérieur comme spots de jalonnement ou lampe décorative. La lumière traverse le volume cylindrique encastré, en fournissant un éclairage chaud et diffus qui favorise le confort visuel. Le matériau BETALY® en fait un objet à l'aspect curieux même lorsqu'il est éteint.


Family / Famiglia / Familie / Famille

---



1117  
VIMA






Art. 1117-394-30221



Art. 1117-394-30221

Art. 1117-394-30221





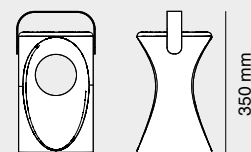
## General information / Informazioni generali / Allgemeine Informationen / Informations générales

Materials <i>Materiali</i>	Weight <i>Peso</i>	Power <i>Potenza</i>	Tension <i>Tensione</i>		Lumen <i>@3000K</i>	CRI
BETALY®	8 Kg	4W	24Vdc	100-240Vac - 50/60Hz	630lm	80



## Code composition / Composizione codice / Zusammensetzung der Nummer / Composition du code

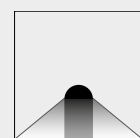
Model <i>Modello</i>	Colour <i>Colore</i>	Colour temperature <i>Temperatura colore</i>	Tension <i>Tensione</i>
1117	392	22 (2200K) 27 (2700K) 30 (3000K)	221 (24Vdc) 245 (100-240Vac)
	393		
	394		
	395		
	396		
	397		



## Accessories / Accessori / Zubehöre / Accessoires

Article <i>Articolo</i>	Codes <i>Codice</i>	General information <i>Informazioni generali</i>
<b>DRIVERS</b> (for 24Vdc)	026.258: DRIVER ON/OFF	12W IP20
	026.301: DRIVER DIM	24W IP20
	026.330: DRIVER ON/OFF	7W IP66
	026.303: DRIVER DIM	40W IP67

Other DRIVERS are available, see p. 234 /  
Altri DRIVER disponibili, vedere p. 234



# PASSO

Designed by Luciano Michele Lettieri

EN PASSO is a pathmarker that idealizes the shape of classic theatre lights. In addition to lighting the scene, it enhances the forms of those who fall within its radius of light. The concreteness of the BETALY® material that covers the structure is associated with the impalpable lightness emanating from its large luminous sphere.

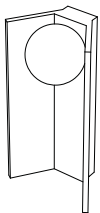
IT PASSO è un segnapasso che idealizza le forme dei classici fari teatrali. Oltre ad illuminare la scena, esalta la figura di coloro che rientrano nel suo raggio luminoso. La concretezza del materiale BETALY® che riveste la struttura si associa all'impalpabile leggerezza emanata dalla grande sfera luminosa.

DE PASSO ist eine Orientierungsleuchte, die die Formen der klassischen Theaterscheinwerfer idealisiert. Er beleuchtet nicht nur die Szene, sondern bringt die Figur der Menschen zur Geltung, die in seinen Lichtstrahl eintreten. Die Konkretheit des Materials BETALY®, mit dem die Struktur verkleidet ist, wird mit der nicht greifbaren Leichtigkeit verbunden, die die große Leuchtkugel ausstrahlt.

FR PASSO est un spot de jalonnement qui prend la forme idéale des luminaires de théâtre classiques. En plus d'éclairer la scène, il met en valeur la silhouette de ceux qui pénètrent dans son faisceau lumineux. Le caractère concret du matériau BETALY® qui recouvre la structure se conjugue à la légèreté impalpable qui émane de la grande sphère lumineuse.

Family / Famiglia / Familie / Famille

---



1119  
PASSO



Art. 1119-396-41



Art. 1119-395-41

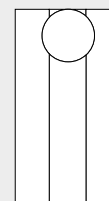
## General information / Informazioni generali / Allgemeine Informationen / Informations générales

Materials <i>Materiali</i>	Weight <i>Peso</i>	Power <i>Potenza</i>	Tension <i>Tensione</i>	Light source <i>Sorgente luminosa</i>
BETALY®	11 Kg	MAX 20W	220-240Vac - 50/60Hz	E27 <i>(Bulb not included)</i>

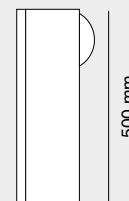


## Code composition / Composizione codice / Zusammensetzung der Nummer / Composition du code

Model <i>Modello</i>	-	Colour <i>Colore</i>	-	Light source <i>Sorgente luminosa</i>
1119	-	392	-	41 <i>(E27 lamp holder)</i>
	-	393		
	-	394		
	-	395		
	-	396		
	-	397		



90 mm

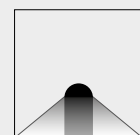


500 mm

162 mm



270 mm



CE IP65

# CHARTA

Designed by Danilo De Rossi

EN This essential pathmarker is born from the intuition triggered by a simple gesture, almost a game: that of folding a sheet of paper and joining its edges, in order to create a hiding place for light. The result is a mantle that rests on the ground and protects the light source, emitting an enveloping luminosity.

IT Questo essenziale segnapasso nasce dall'intuizione innescata da un gesto semplice, quasi un gioco: quello di piegare un foglio di carta unendo le sommità al fine di creare un nascondiglio per la luce. Ne deriva un manto che poggia a terra e protegge la sorgente luminosa emanando una luminosità avvolgente.

DE Diese schlichte Orientierungsleuchte entspringt einer Intuition, die durch eine einfache Geste, beinahe ein Spiel ausgelöst wurde: Die des Faltens von Papier, indem die Enden zusammengeführt werden, um ein Versteck für das Licht zu schaffen. Das Ergebnis ist ein Umhang, der auf dem Boden aufliegt und die Lichtquelle schützt, während sie eine einhüllende Helligkeit ausstrahlt.

FR Ce spot de jalonnement sobre est né de l'intuition déclenchée par un geste simple, presque un jeu: celui de plier une feuille de papier en joignant les sommets afin de créer une cachette pour la lumière. C'est un voile qui repose sur le sol et protège la source de lumière, en dégageant une luminosité enveloppante.

Family / Famiglia / Familie / Famille

---



1120  
CHARTA



Art. 1120-397-27179





Art. 1120-392-27179

Art. 1120-397-22179











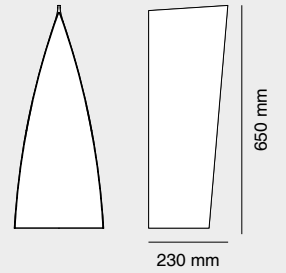
## General information / Informazioni generali / Allgemeine Informationen / Informations générales

Materials <i>Materiali</i>	Weight <i>Peso</i>	Power <i>Potenza</i>	Tension <i>Tensione</i>	Lumen <i>@3000K</i>	CRI
BETALY®	17 Kg	4,5W	24Vdc	670lm	80



## Code composition / Composizione codice / Zusammensetzung der Nummer / Composition du code

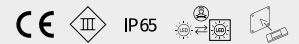
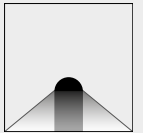
Model <i>Modello</i>	-	Colour <i>Colore</i>	-	Colour temperature <i>Temperatura colore</i>	Tension <i>Tensione</i>
1120	-	392 	-	22 (2200K) 27 (2700K) 30 (3000K)	179
	-	393 	-		
	-	394 	-		
	-	395 	-		
	-	396 	-		
	-	397 	-		



## Accessories / Accessori / Zubehöre / Accessoires

Article <i>Articolo</i>	Codes <i>Codice</i>	General information <i>Informazioni generali</i>
DRIVERS	026.258: DRIVER ON/OFF	12W IP20
	026.301: DRIVER DIM	24W IP20
	026.330: DRIVER ON/OFF	7W IP66
	026.303: DRIVER DIM	40W IP67

Other DRIVERS are available, see p. 234 / Altri DRIVER disponibili, vedere p. 234



# SEGNALINEA

Designed by Gianfranco Cini

EN SEGNALINEA owes its name to the thin slit through which it projects light. Its minimal structure consists of a long solid block into which a luminous strip is dug, enhancing the surrounding space through defined areas of light.

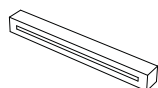
IT SEGNALINEA deve il suo nome alla sottile fessura attraverso la quale proietta la luce. La struttura minimale presenta un lungo blocco materico scavato da una fascia luminosa che esalta l'ambiente circostante attraverso porzioni definite di luce.

DE SEGNALINEA verdankt ihren Namen einem dünnen Schlitz, durch den sie das Licht projiziert. Die minimalistische Struktur weist einen langen Materialblock auf, der durch einen Lichtstrahl ausgehöhlt wird, der die Umgebung durch klare Lichtportionen zur Geltung bringt.

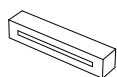
FR SEGNALINEA doit son nom à la fine fente par laquelle il projette la lumière. Sa structure minimaliste présente un long bloc de matériau creusé d'une bande lumineuse qui met en valeur l'environnement par le biais de portions de lumière définies.

Family / Famiglia / Familie / Famille


---



1124A  
SEGNALINEA



1124C  
SEGNALINEA SMALL



Art. 1124C-395-27180





Art. 1124A-396-30180



Art. 1124C-395-27180



Art. 1124A-395-30180



Art. 1124C-395-30180

# 1124A SEGNALINEA

Designed by Gianfranco Ciniel

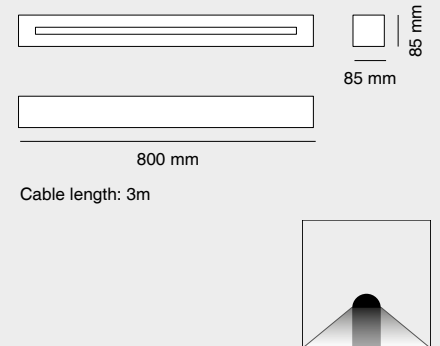
## General information / Informazioni generali / Allgemeine Informationen / Informations générales

Materials Materiali	Weight Peso	Power Potenza	Tension Tensione	Lumen @3000K	CRI
BETALY®	13,4 Kg	8W	24Vdc	920lm	80



## Code composition / Composizione codice / Zusammensetzung der Nummer / Composition du code

Model Modello	Colour Colore	Colour temperature Temperatura colore	Tension Tensione
1124A	392	27 (2700K)	180
	393		
	394	30 (3000K)	
	395		
	396		
	397		
2200K available on request			



## Accessories / Accessori / Zubehör / Accessoires

Article Articolo	Codes Codice	General information Informazioni generali
DRIVERS	026.258: DRIVER ON/OFF	12W IP20
	026.301: DRIVER DIM	24W IP20
	026.321: DRIVER ON/OFF	36W IP67
	026.303: DRIVER DIM	40W IP67
Other DRIVERS are available, see p. 234 / Altri DRIVER disponibili, vedere p. 234		



# 1124C SEGNALINEA SMALL

Designed by Gianfranco Ciniel

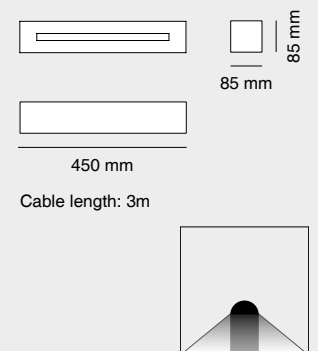
## General information / Informazioni generali / Allgemeine Informationen / Informations générales

Materials Materiali	Weight Peso	Power Potenza	Tension Tensione	Lumen @3000K	CRI
BETALY®	6,5 Kg	4W	24Vdc	460lm	80



## Code composition / Composizione codice / Zusammensetzung der Nummer / Composition du code

Model Modello	Colour Colore	Colour temperature Temperatura colore	Tension Tensione
1124C	392	27 (2700K)	180
	393		
	394	30 (3000K)	
	395		
	396		
	397		
2200K available on request			



## Accessories / Accessori / Zubehör / Accessoires

Article Articolo	Codes Codice	General information Informazioni generali
DRIVERS	026.258: DRIVER ON/OFF	12W IP20
	026.301: DRIVER DIM	24W IP20
	026.330: DRIVER ON/OFF	7W IP66
	026.303: DRIVER DIM	40W IP67
Other DRIVERS are available, see p. 234 / Altri DRIVER disponibili, vedere p. 234		



# PRIA

Designed by Maurizio Quargnale

EN The idea of PRIA was born by observing the riverbanks of our territories, a background animated by rocks and stones of different shapes, finishes, and colours. Stones smoothed by time and by the incessant flow of water. We have chosen a sample for each river near us, and we have brought it to life by giving it a luminous soul. The PRIA family of lamps is equipped with a latest generation LED source, can be repositioned and put in water, thus we have returned to the water what we only borrowed when it was designed. By enhancing the imperfections, the shape and the uniqueness of an element that can be found in nature, PRIA was born.

IT L'idea di PRIA nasce osservando il letto dei fiumi dei nostri territori, un fondo animato da pietre e sassi di diverse forme, finiture, e colori. Pietre levigate dal tempo e dallo scorrere incessante dell'acqua. Ne abbiamo scelto una a campione per ogni fiume a noi vicino, e l'abbiamo resa viva dandole un'anima luminosa. La famiglia di lampade PRIA è dotata di una sorgente LED di ultima generazione, può essere riposizionata e può stare a contatto con l'acqua, restituendo così ad essa ciò che abbiamo solo preso in prestito quando è stata pensata. Esaltando le imperfezioni, la forma e l'unicità di un elemento che ritroviamo in natura, è nata PRIA.

DE Die Idee zu PRIA entstand aus der Beobachtung der Flussbetten unserer Gegend. Der Boden wird regelrecht durch Steine unterschiedlicher Form, Beschaffenheit und Farbe belebt. Wir haben aus jedem Fluss in unserer Region einen typischen Stein ausgesucht und ihn zum Leben erweckt. Die Leuchten der Serie PRIA sind dafür ausgelegt, mit Wasser in Berührung zu kommen. Wir geben dem Element sozusagen das zurück, was wir nur geliehen haben.

FR L'idée du PRIA née de l'observation des lits de rivières de nos territoires, avec un fond animée de pierres et galets, de différentes formes, finitions et couleurs. Nous avons choisi un échantillon pour chaque rivière propre à notre région et nous lui avons rendu vie en lui donnant une âme lumineuse. Les lampes PRIA peuvent être placées au contact de l'eau, lui restituant ainsi sa place d'origine que nous avons fait que lui emprunter.

Family / Famiglia / Familie / Famille

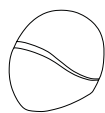
---



1125A  
PRIA BRENTA



1125B  
PRIA SERIO



1125C  
PRIA ADIGE



1125E  
PRIA MINI





Art. 1125A-395-30183, 1125B-395-30183, 1125C-395-30183, 1125E-395-27194





Art. 1125B-395-30183, 1125A-395-30183

Art. 1125E-395-27194



Art. 1125C-395-22183

# 1125A PRIA BRENTA




Designed by Maurizio Quargnale

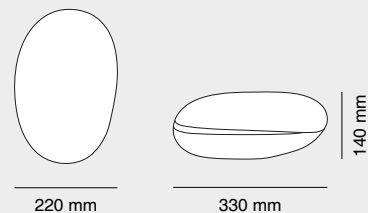
## General information / Informazioni generali / Allgemeine Informationen / Informations générales

Materials Materiali	Weight Peso	Power Potenza	Tension Tensione	Lumen @3000K	CRI
BETALY®	6,5 Kg	6,5W	24Vdc	570lm	90



## Code composition / Composizione codice / Zusammensetzung der Nummer / Composition du code

Model Modello	Colour Colore	Colour temperature Temperatura colore	Power supply Alimentazione
1125A	395 	22 (2200K)	183
	396 	27 (2700K)	
	397 	30 (3000K)	



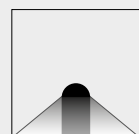
Cable length: 3m

## Accessories / Accessori / Zubehöre / Accessoires

Article Articolo	Codes Codice	General information Informazioni generali
DRIVERS	026.258: DRIVER ON/OFF	12W IP20
	026.301: DRIVER DIM	24W IP20
	026.321: DRIVER ON/OFF	36W IP67
	026.303: DRIVER DIM	40W IP67
	026.326: DRIVER PLUG-IN	12W IP44

Other DRIVERS are available, see p. 234 / Altri DRIVER disponibili, vedere p. 234

Wall power supply, SHUKO plug / Alimentatore a parete, spina SHUKO



# 1125B PRIA SERIO




Designed by Maurizio Quargnale

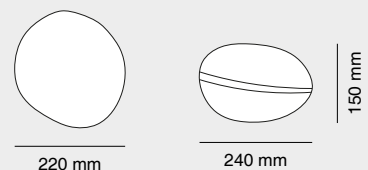
## General information / Informazioni generali / Allgemeine Informationen / Informations générales

Materials Materiali	Weight Peso	Power Potenza	Tension Tensione	Lumen @3000K	CRI
BETALY®	4 Kg	5,5W	24Vdc	480lm	90



## Code composition / Composizione codice / Zusammensetzung der Nummer / Composition du code

Model Modello	Colour Colore	Colour temperature Temperatura colore	Power supply Alimentazione
1125B	395 	22 (2200K)	183
	396 	27 (2700K)	
	397 	30 (3000K)	



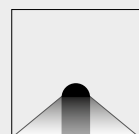
Cable length: 3m

## Accessories / Accessori / Zubehöre / Accessoires

Article Articolo	Codes Codice	General information Informazioni generali
DRIVERS	026.258: DRIVER ON/OFF	12W IP20
	026.301: DRIVER DIM	24W IP20
	026.330: DRIVER ON/OFF	7W IP66
	026.303: DRIVER DIM	40W IP67
	026.326: DRIVER PLUG-IN	12W IP44

Other DRIVERS are available, see p. 234 / Altri DRIVER disponibili, vedere p. 234

Wall power supply, SHUKO plug / Alimentatore a parete, spina SHUKO



# 1125C PRIA ADIGE

Designed by Maurizio Quargnale

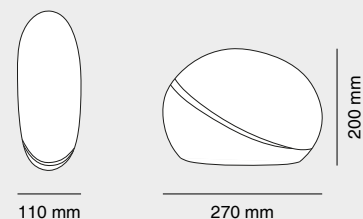
## General information / Informazioni generali / Allgemeine Informationen / Informations générales

Materials Materiali	Weight Peso	Power Potenza	Tension Tensione	Lumen @3000K	CRI
BETALY®	4 Kg	4,5W	24Vdc	390lm	90



## Code composition / Composizione codice / Zusammensetzung der Nummer / Composition du code

Model Modello	Colour Colore	Colour temperature Temperatura colore	Power supply Alimentazione
1125C	395 ●	22 (2200K)	183
	396 ●	27 (2700K)	
	397 ●	30 (3000K)	



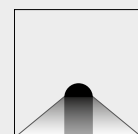
Cable length: 3m

## Accessories / Accessori / Zubehöre / Accessoires

Article Articolo	Codes Codice	General information Informazioni generali
DRIVERS	026.258: DRIVER ON/OFF	12W IP20
	026.301: DRIVER DIM	24W
	026.330: DRIVER ON/OFF	7W IP66
	026.303: DRIVER DIM	40W IP67
	026.326: DRIVER PLUG-IN	12W IP44

Other DRIVERS are available, see p. 234 / Altri DRIVER disponibili, vedere p. 234

Wall power supply, SHUKO plug / Alimentatore a parete, spina SHUKO



# 1125E PRIA MINI

Designed by Maurizio Quargnale

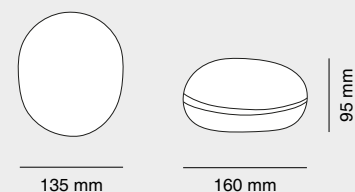
## General information / Informazioni generali / Allgemeine Informationen / Informations générales

Materials Materiali	Weight Peso	Power supply Alimentazione	Power Potenza	Tension Tensione	Lumen @3000K	CRI
BETALY®	1,5 Kg	Constant voltage	4W	24Vdc	300lm	90
		Battery supplied	4W	USB-C 5Vdc 1A	300lm	90



## Code composition / Composizione codice / Zusammensetzung der Nummer / Composition du code

Model Modello	Colour Colore	Colour temperature Temperatura colore	Power supply Alimentazione
1125E	395 ●	22 (2200K) 27 (2700K) 30 (3000K)	183 (Constant voltage - IP68)
	396 ●		
	397 ●	27 (2700K)	194 (Battery supplied - IP54) Battery Life 4hrs - Charger not included



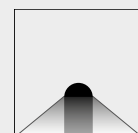
Cable length: 3m

## Accessories / Accessori / Zubehöre / Accessoires

Article Articolo	Codes Codice	General information Informazioni generali
DRIVERS (for 24Vdc)	026.258: DRIVER ON/OFF	12W IP20
	026.301: DRIVER DIM	24W
	026.330: DRIVER ON/OFF	7W IP66
	026.303: DRIVER DIM	40W IP67
	026.326: DRIVER PLUG-IN	12W IP44

Other DRIVERS are available, see p. 234 / Altri DRIVER disponibili, vedere p. 234

Wall power supply, SHUKO plug / Alimentatore a parete, spina SHUKO



# SONAR

Designed by Irene Cini

EN An essential shape that recalls lunar, underwater, otherworldly landscapes. A light that accompanies the gaze from afar, and the step from close by, rising naturally and illuminating outdoor spaces adapting to the environment in which it is installed.

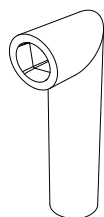
IT Una forma essenziale che richiama paesaggi lunari, sottomarini, ultraterreni. Una luce che accompagna lo sguardo da lontano, e il passo da vicino, ergendosi naturalmente ed illuminando gli ambienti esterni adattandosi all'ambiente in cui viene installata.

DE Eine wesentliche Form, die an Mond-, Unterwasser- und jenseitige Landschaften erinnert. Ein Licht, das den Blick aus der Ferne und den Schritt aus der Nähe begleitet, auf natürliche Weise aufsteigt und die Außenumgebung erhellt, indem es sich an die Umgebung anpasst, in der es installiert ist.

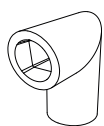
FR Une forme essentielle qui rappelle les paysages lunaires, sous-marins et d'un autre monde. Une lumière qui accompagne le regard de loin et le pas de près, qui s'élève naturellement et illumine les environnements extérieurs en s'adaptant à l'environnement dans lequel elle est installée.

Family / Famiglia / Familie / Famille

---



1129A  
SONAR



1129B  
SONAR SMALL





Art. 1129B-395-27230



Art. 1129A-396-22230

Art. 1129A-395-30230





# 1129A SONAR

Designed by Irene Cinel

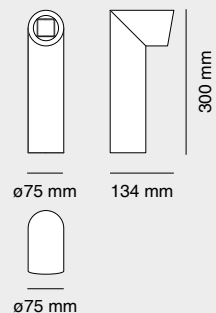
## General information / Informazioni generali / Allgemeine Informationen / Informations générales

Materials Materiali	Weight Peso	Power Potenza	Tension Tensione	Lumen @3000K	CRI
BETALY®	3,1 Kg	2W	24Vdc 100-240Vac - 50/60Hz	270lm	80



## Code composition / Composizione codice / Zusammensetzung der Nummer / Composition du code

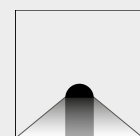
Model Modello	Colour Colore	Colour temperature Temperatura colore	Tension Tensione
1129A	392	22 (2200K) 27 (2700K) 30 (3000K)	230 (24Vdc) 231 (100-240Vac)
	393		
	394		
	395		
	396		
	397		



## Accessories / Accessori / Zubehör / Accessoires

Article Articolo	Codes Codice	General information Informazioni generali
DRIVERS (for 24Vdc)	026.258: DRIVER ON/OFF	12W IP20
	026.301: DRIVER DIM	24W IP20
	026.330: DRIVER ON/OFF	7W IP66
	026.303: DRIVER DIM	40W IP67

Other DRIVERS are available, see p. 234 / Altri DRIVER disponibili, vedere p. 234



# 1129B SONAR SMALL

Designed by Irene Cinel

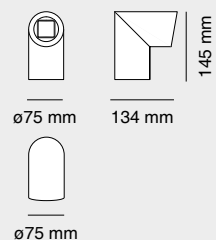
## General information / Informazioni generali / Allgemeine Informationen / Informations générales

Materials Materiali	Weight Peso	Power Potenza	Tension Tensione	Lumen @3000K	CRI
BETALY®	1,7 Kg	2W	24Vdc 100-240Vac - 50/60Hz	270lm	80



## Code composition / Composizione codice / Zusammensetzung der Nummer / Composition du code

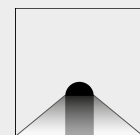
Model Modello	Colour Colore	Colour temperature Temperatura colore	Tension Tensione
1129B	392	22 (2200K) 27 (2700K) 30 (3000K)	230 (24Vdc) 231 (100-240Vac)
	393		
	394		
	395		
	396		
	397		



## Accessories / Accessori / Zubehör / Accessoires

Article Articolo	Codes Codice	General information Informazioni generali
DRIVERS (for 24Vdc)	026.258: DRIVER ON/OFF	12W IP20
	026.301: DRIVER DIM	24W IP20
	026.330: DRIVER ON/OFF	7W IP66
	026.303: DRIVER DIM	40W IP67

Other DRIVERS are available, see p. 234 / Altri DRIVER disponibili, vedere p. 234



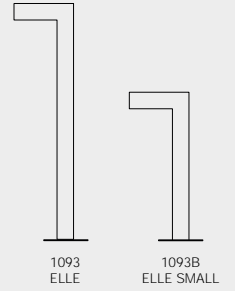
# ADDITIONAL PATHMARKERS

## 1093B ELLE SMALL

P. 127



500mm

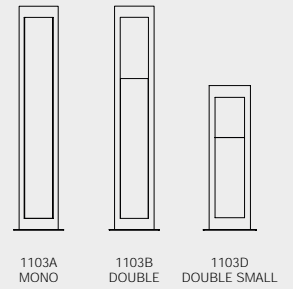


## 1103D DOUBLE SMALL

P. 133



610mm

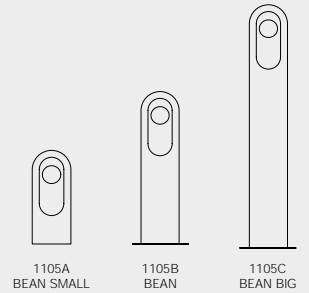


## 1105A BEAN SMALL

P. 138



305mm




## 1108A ZETA SMALL

P. 151



500mm

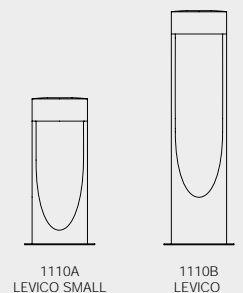


## 1110A LEVICO SMALL

P. 159



500mm

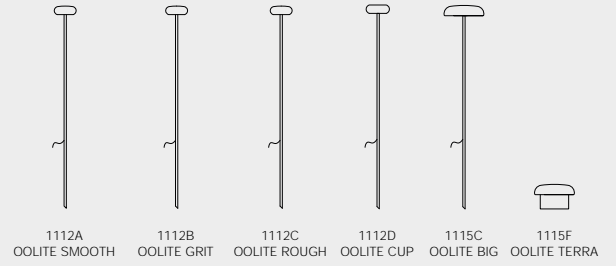


**1115F OOLITE TERRA**

**P. 167**



95mm

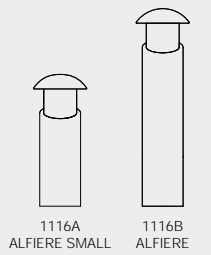


**1116A ALFIERE SMALL**

**P. 171**



400mm

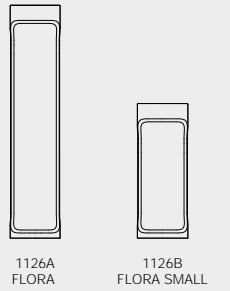


**1126B FLORA SMALL**

**P. 179**



400mm

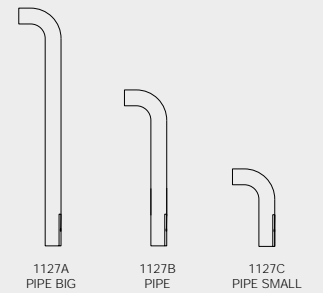


**1127C PIPE SMALL**

**P. 185**



300mm

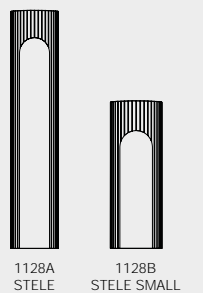


**1128B STELE SMALL**

**P. 189**



400mm





WALL LIGHTING  
CEILING LIGHTING  
PATHMARKERS

BOLLARDS

WALL RECESSED LIGHTING  
HOUSE NUMBERS AND LETTERS  
ACCESSORIES



# ELLE

Designed by Gianfranco Cini

EN A bollard with parallelepiped shaped support and rectangular head. ELLE's essential lines harmoniously integrate its shape within a variety of different spaces, without defining the environment, but by merely using light to create a sensation of inviting welcome.

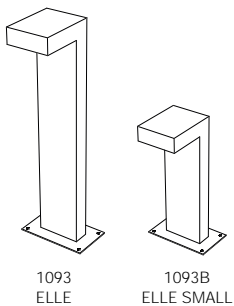
IT Il bollard con sostegno a forma di parallelepipedo e testa rettangolare. Le linee essenziali di ELLE ne integrano armoniosamente la figura all'interno di spazi tra loro anche molto diversi, senza definire l'ambiente ma utilizzando la sola luce per infondere una sensazione di invitante accoglienza.

DE Der Poller mit quaderförmiger Stütze und rechteckigem Kopf. Dank der schlichten Linien von ELLE fügt sich seine Figur harmonisch in komplett unterschiedlichen Räumen ein, ohne die Umgebung zu prägen, sondern der Einsatz des Lichtes reicht aus, um das Gefühl einer einladenden Behaglichkeit zu verbreiten.

FR Borne avec un support en forme de parallélépipède et une tête rectangulaire. Les lignes sobres d'ELLE lui permettent de s'intégrer harmonieusement dans des contextes très différents, sans définir l'environnement mais en utilisant uniquement la lumière pour insuffler un sentiment d'accueil.

Family / Famiglia / Familie / Famille

---





Art. 1093-394-30250





Art. 1093-394-30250

Art. 1093B-395-30250, 1093-396-30250



# 1093 ELLE

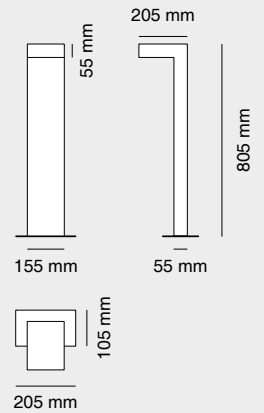
Designed by Gianfranco Cini

## General information / Informazioni generali / Allgemeine Informationen / Informations générales

Materials Materiali	Weight Peso	Power Potenza	Tension Tensione	Lumen @3000K	CRI
BETALY®	17,7 Kg	4W	24Vdc 100-240Vac - 50/60Hz	630lm	80

## Code composition / Composizione codice / Zusammensetzung der Nummer / Composition du code

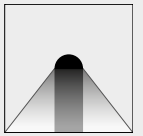
Model Modello	Colour Colore	Colour temperature Temperatura colore	Tension Tensione
1093	392	22 (2200K) 27 (2700K) 30 (3000K)	250 (24Vdc) 246 (100-240Vac)
	393		
	394		
	395		
	396		
	397		



## Accessories / Accessori / Zubehöre / Accessoires

Article Articolo	Codes Codice	General information Informazioni generali
DRIVERS (for 24Vdc)	026.258: DRIVER ON/OFF	12W IP20
	026.301: DRIVER DIM	24W IP20
	026.330: DRIVER ON/OFF	7W IP66
	026.303: DRIVER DIM	40W IP67

Other DRIVERS are available, see p. 234 / Altri DRIVER disponibili, vedere p. 234



# 1093B ELLE SMALL

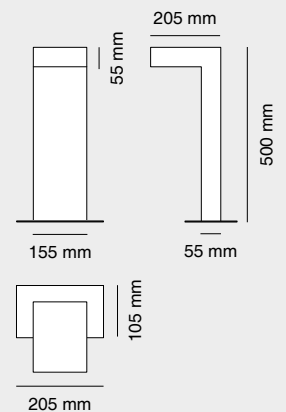
Designed by Gianfranco Cini

## General information / Informazioni generali / Allgemeine Informationen / Informations générales

Materials Materiali	Weight Peso	Power Potenza	Tension Tensione	Lumen @3000K	CRI
BETALY®	11,4 Kg	4W	24Vdc 100-240Vac - 50/60Hz	630lm	80

## Code composition / Composizione codice / Zusammensetzung der Nummer / Composition du code

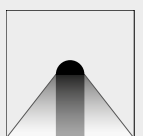
Model Modello	Colour Colore	Colour temperature Temperatura colore	Tension Tensione
1093B	392	22 (2200K) 27 (2700K) 30 (3000K)	223 (24Vdc) 246 (100-240Vac)
	393		
	394		
	395		
	396		
	397		



## Accessories / Accessori / Zubehöre / Accessoires

Article Articolo	Codes Codice	General information Informazioni generali
DRIVERS (for 24Vdc)	026.258: DRIVER ON/OFF	12W IP20
	026.301: DRIVER DIM	24W IP20
	026.330: DRIVER ON/OFF	7W IP66
	026.303: DRIVER DIM	40W IP67

Other DRIVERS are available, see p. 234 / Altri DRIVER disponibili, vedere p. 234



# MONO & DOUBLE

Designed by Paolo D'Arrigo

EN Binomial illumination to meet a multitude of needs, MONO & DOUBLE are two lighting structures of bold and rigorous design. A fusion of elegance and functionality.

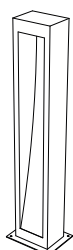
IT Illuminazione binomiale, per rispondere a molteplici esigenze, MONO & DOUBLE sono due strutture di luce dal design rigoroso. Un connubio di eleganza e funzionalità.

DE Binomiale Beleuchtung, um zahlreichen Anforderungen gerecht zu werden, sind MONO & DOUBLE zwei Lichtstrukturen mit strengem Design. Eine Kombination aus Eleganz und Funktionalität.

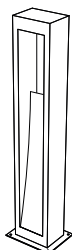
FR Éclairage binomial, pour répondre à de multiples exigences, MONO & DOUBLE sont deux structures lumineuses au design rigoureux. Une combinaison d'élégance et de fonctionnalité.

Family / Famiglia / Familie / Famille

---



1103A  
MONO



1103B  
DOUBLE



1103D  
DOUBLE SMALL



Art. 1103B-394-22250





Art. 1103A-396-22250

Art. 1103B-394-22250





Art. 1103D-393-30223









# 1103A MONO

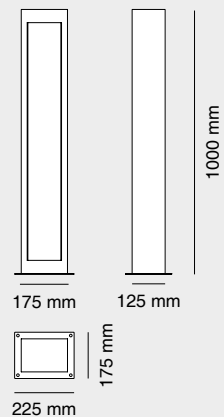
Designed by Paolo D'Arrigo

## General information / Informazioni generali / Allgemeine Informationen / Informations générales

Materials Materiali	Weight Peso	Power Potenza	Tension Tensione	Lumen @3000K	CRI
BETALY®	26 Kg	4W	24Vdc   100-240Vac - 50/60Hz	630lm	80

## Code composition / Composizione codice / Zusammensetzung der Nummer / Composition du code

Model Modello	Colour Colore	Colour temperature Temperatura colore	Tension Tensione
1103A	392 	22 (2200K) 27 (2700K) 30 (3000K)	250 (24Vdc) 246 (100-240Vac)
	393 		
	394 		
	395 		
	396 		
	397 		



## Accessories / Accessori / Zubehöre / Accessoires

Article Articolo	Codes Codice	General information Informazioni generali
DRIVERS (for 24Vdc)	026.258: DRIVER ON/OFF	12W IP20
	026.301: DRIVER DIM	24W IP20
	026.330: DRIVER ON/OFF	7W IP66
	026.303: DRIVER DIM	40W IP67
OTHER	1103K: Cover-base / Copri base	See p. 221

Other DRIVERS are available, see p. 234 / Altri DRIVER disponibili, vedere p. 234









# 1103B DOUBLE

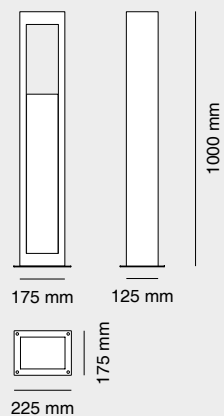
Designed by Paolo D'Arrigo

## General information / Informazioni generali / Allgemeine Informationen / Informations générales

Materials Materiali	Weight Peso	Power Potenza	Tension Tensione	Lumen @3000K	CRI
BETALY®	24,5 Kg	4W	24Vdc   100-240Vac - 50/60Hz	630lm	80

## Code composition / Composizione codice / Zusammensetzung der Nummer / Composition du code

Model Modello	Colour Colore	Colour temperature Temperatura colore	Tension Tensione
1103B	392 	22 (2200K) 27 (2700K) 30 (3000K)	250 (24Vdc) 246 (100-240Vac)
	393 		
	394 		
	395 		
	396 		
	397 		



## Accessories / Accessori / Zubehöre / Accessoires

Article Articolo	Codes Codice	General information Informazioni generali
DRIVERS (for 24Vdc)	026.258: DRIVER ON/OFF	12W IP20
	026.301: DRIVER DIM	24W IP20
	026.330: DRIVER ON/OFF	7W IP66
	026.303: DRIVER DIM	40W IP67
OTHER	1103K: Cover-base / Copri base	See p. 221

Other DRIVERS are available, see p. 234 / Altri DRIVER disponibili, vedere p. 234



# 1103D DOUBLE SMALL

Designed by Paolo D'Arrigo

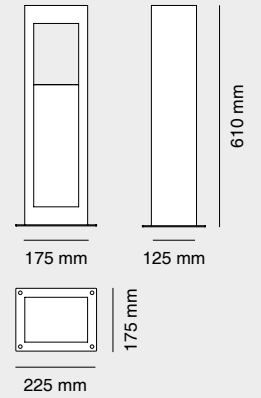
## General information / Informazioni generali / Allgemeine Informationen / Informations générales

Materials Materiali	Weight Peso	Power Potenza	Tension Tensione		Lumen @3000K	CRI
BETALY®	16 Kg	4W	24Vdc	100-240Vac - 50/60Hz	630lm	80



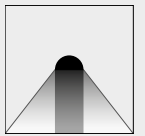
## Code composition / Composizione codice / Zusammensetzung der Nummer / Composition du code

Model Modello	Colour Colore	Colour temperature Temperatura colore	Tension Tensione
1103D	392	22 (2200K) 27 (2700K) 30 (3000K)	223 (24Vdc) 246 (100-240Vac)
	393		
	394		
	395		
	396		
	397		



## Accessories / Accessori / Zubehöre / Accessoires

Article Articolo	Codes Codice	General information Informazioni generali		
DRIVERS (for 24Vdc)	026.258: DRIVER ON/OFF	12W	IP20	Other DRIVERS are available, see p. 234 / Altri DRIVER disponibili, vedere p. 234
	026.301: DRIVER DIM	24W		
	026.330: DRIVER ON/OFF	7W		
	026.303: DRIVER DIM	40W		
OTHER	1103K: Cover-base / Copri base	See p. 221		



# BEAN

Designed by Alberto Ghirardello

EN The shape of BEAN was obtained through subtraction: the completely rounded top, ideal for shedding rainwater, becomes the template for symmetrical cut-outs which house the light sources.

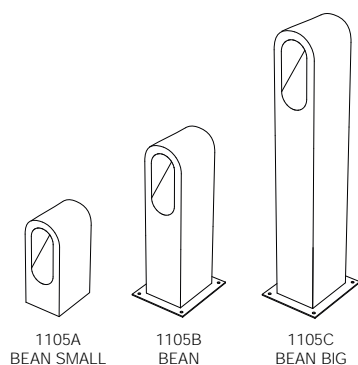
IT La forma di BEAN è stata ottenuta per sottrazione: una sommità a tutto tondo, funzionale alla defluizione dell'acqua piovana, diventa forma generatrice per l'intaglio simmetrico dentro la quale trova posto la sorgente luminosa.

DE Die Form von BEAN wurde durch Subtraktion erhalten: ein runde Oberseite, die den Abfluss des Regenwassers ermöglicht, wird zum Ausgangspunkt für den symmetrischen Schnitt, in dem sich die Lichtquelle befindet.

FR La forme de BEAN a été obtenue par soustraction: un sommet en ronde-bosse, laissant l'eau de pluie s'écouler, devient une forme génératrice avec l'entaille symétrique dans laquelle est positionnée la source lumineuse.

Family / Famiglia / Familie / Famille

---





Art. 1105A-392-30220, 1105B-392-30217, 1105C-392-30217

Art. 1105A-392-30220, 1105A-395-30220, 1105A-396-30220, 1105A-393-30220, 1105A-394-30220





Art. 1105A-395-27220

Art. 1105C-392-30217, 1105B-392-30217, 1105A-392-30220





Art. 1105A-392-27220, 1105A-393-27220, 1105A-394-27220





# 1105A BEAN SMALL

Designed by Alberto Ghirardello

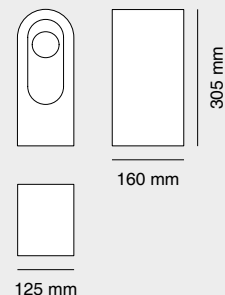
## General information / Informazioni generali / Allgemeine Informationen / Informations générales

Materials Materiali	Weight Peso	Power Potenza	Tension Tensione	Lumen @3000K	CRI
BETALY®	7 Kg	4W	24Vdc   100-240Vac - 50/60Hz	630lm	80



## Code composition / Composizione codice / Zusammensetzung der Nummer / Composition du code

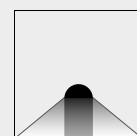
Model Modello	Colour Colore	Colour temperature Temperatura colore	Tension Tensione
1105A	392	22 (2200K) 27 (2700K) 30 (3000K)	220 (24Vdc) 241 (100-240Vac)
	393		
	394		
	395		
	396		
	397		



## Accessories / Accessori / Zubehöre / Accessoires

Article Articolo	Codes Codice	General information Informazioni generali
DRIVERS (for 24Vdc)	026.258: DRIVER ON/OFF	12W IP20
	026.301: DRIVER DIM	24W IP20
	026.330: DRIVER ON/OFF	7W IP66
	026.303: DRIVER DIM	40W IP67

Other DRIVERS are available, see p. 234 / Altri DRIVER disponibili, vedere p. 234



# 1105B BEAN

Designed by Alberto Ghirardello

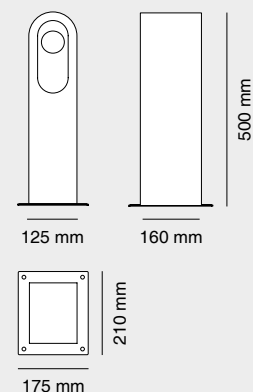
## General information / Informazioni generali / Allgemeine Informationen / Informations générales

Materials Materiali	Weight Peso	Power Potenza	Tension Tensione	Lumen @3000K	CRI
BETALY®	15 Kg	4W	24Vdc   100-240Vac - 50/60Hz	630lm	80



## Code composition / Composizione codice / Zusammensetzung der Nummer / Composition du code

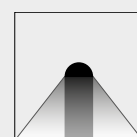
Model Modello	Colour Colore	Colour temperature Temperatura colore	Tension Tensione
1105B	392	22 (2200K) 27 (2700K) 30 (3000K)	217 (24Vdc) 242 (100-240Vac)
	393		
	394		
	395		
	396		
	397		



## Accessories / Accessori / Zubehöre / Accessoires

Article Articolo	Codes Codice	General information Informazioni generali
DRIVERS (for 24Vdc)	026.258: DRIVER ON/OFF	12W IP20
	026.301: DRIVER DIM	24W IP20
	026.330: DRIVER ON/OFF	7W IP66
	026.303: DRIVER DIM	40W IP67
OTHER	1105K: Cover-base / Copri base	See p. 221

Other DRIVERS are available, see p. 234 / Altri DRIVER disponibili, vedere p. 234



# 1105C BEAN BIG

Designed by Alberto Ghirardello

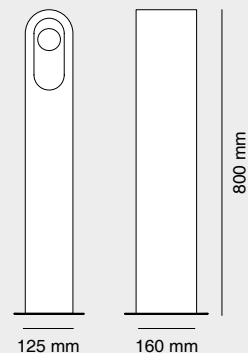
## General information / Informazioni generali / Allgemeine Informationen / Informations générales

Materials Materiali	Weight Peso	Power Potenza	Tension Tensione	Lumen @3000K	CRI
BETALY®	22,5 Kg	4W	24Vdc   100-240Vac - 50/60Hz	630lm	80



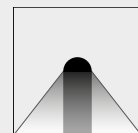
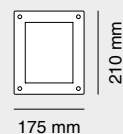
## Code composition / Composizione codice / Zusammensetzung der Nummer / Composition du code

Model Modello	Colour Colore	Colour temperature Temperatura colore	Tension Tensione
1105C	392	22 (2200K) 27 (2700K) 30 (3000K)	217 (24Vdc) 242 (100-240Vac)
	393		
	394		
	395		
	396		
	397		



## Accessories / Accessori / Zubehör / Accessoires

Article Articolo	Codes Codice	General information Informazioni generali
DRIVERS (for 24Vdc)	026.258: DRIVER ON/OFF	12W   IP20
	026.301: DRIVER DIM	24W   IP20
	026.330: DRIVER ON/OFF	7W   IP66
	026.303: DRIVER DIM	40W   IP67
OTHER	1105K: Cover-base / Copri base	See p. 221



# MINÙ

Designed by Alberto Ghirardello

EN MINÙ is made in BETALY® in a shape which showcases the potential of the material, and consists of two distinct elements, which means the lamp can also be produced in a two-colour version.


IT MINÙ è realizzata in BETALY® dalle forme che esaltano le possibilità di impiego del materiale ed è composta da due distinti elementi, peculiarità che permette di offrire il prodotto anche in versione bicolore.

DE MINÙ ist aus BETALY® gefertigt mit Formen, die die Verwendungsmöglichkeit des Materials hervorheben und besteht aus zwei unterschiedlichen Elementen, eine Besonderheit, die es ermöglicht, das Produkt auch in zweifarbiger Version anzubieten.

FR MINÙ est en BETALY® avec des formes qui étendent les possibilités d'utilisation du matériau et se compose de deux éléments séparés, une particularité qui permet de proposer le produit aussi en version bicolore.

Family / Famiglia / Familie / Famille

---



1106  
MINÙ



Art. 1106A-397-30224 + 1106Q-393





Art. 1106A-397-30224 + 1106Q-396



Art. 1106A-395-30224 + 1106Q-393

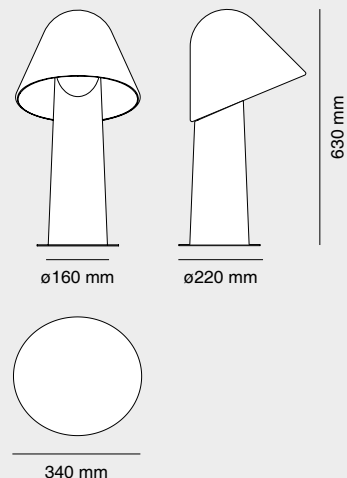
## General information / Informazioni generali / Allgemeine Informationen / Informations générales

Materials Materiali	Weight Peso	Power Potenza	Tension Tensione	Lumen @3000K	CRI
BETALY®	21 Kg	4W	24Vdc 100-240Vac - 50/60Hz	630lm	80



## Code composition / Composizione codice / Zusammensetzung der Nummer / Composition du code

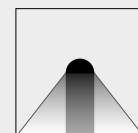
Lower part Parte inferiore	Colour Colore	Colour temperature Temperatura colore	Tension Tensione	Upper part Parte superiore	Colour Colore
1106A (Lower part)	392	22 (2200K) 27 (2700K) 30 (3000K)	224 (24Vdc) 243 (100-240Vac)	1106Q (Upper part)	392
	393				393
	394				394
	395				395
	396				396
	397				397



## Accessories / Accessori / Zubehöre / Accessoires


Article Articolo	Codes Codice	General information Informazioni generali
DRIVERS (for 24Vdc)	026.258: DRIVER ON/OFF	12W IP20
	026.301: DRIVER DIM	24W IP20
	026.330: DRIVER ON/OFF	7W IP66
	026.303: DRIVER DIM	40W IP67
OTHER	1106K: Cover-base / Copri base	See p. 221

Other DRIVERS are available, see p. 234 / Altri DRIVER disponibili, vedere p. 234



## Example of colours pairing and codes composition / Esempio di abbinamento colori e composizione codici /

Beispiel für Farbabstimmung und Zusammensetzung der Artikelnummer / Exemple de correspondance des couleurs et de composition des codes



### Example of desired result

Esempio risultato desiderato  
Beispiel eines gewünschten Ergebnisses  
Exemple de résultat souhaité

1106Q (Upper part) - 394 (CORTEN)  
1106A (Lower part) - 392 (WHITE) - 30 (3000K) 224

### Example codes to be ordered

Esempio codici da ordinare  
Beispiel der Artikelnummer zur Bestellung  
Exemple de codes à commander

1106Q - 394  
1106A - 392 - 30224



# COBRA

Designed by Paolo D'Arrigo

EN A line that extends upwards from the ground and passes through the shading of light, then fluidly curves and becomes an iconic form. This is the essence of COBRA, a zoomorphic object whose shape is inspired by natural principles.

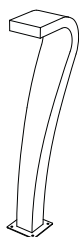
IT Una linea che si estende dal terreno, attraversata dalla sfumatura della luce, si curva in maniera fluida, e diventa forma iconica. Questa è l'essenza di COBRA, un oggetto zoomorfo, che si ispira nelle forme ai principi della natura.

DE Eine Linie, die sich vom Boden aus erstreckt, von den Schattierungen des Lichts durchbrochen wird, sich fließend krümmt und zu einer ikonischen Form wird. Das ist die Essenz von COBRA, einem zoomorphen Objekt, das sich in den Formen an den Prinzipien der Natur inspiriert.

FR Une ligne qui s'étend à partir du sol, traversée par la nuance de la lumière elle se courbe en douceur, et devient forme iconique. Telle est l'essence de COBRA, un objet zoomorphe, inspiré dans les formes des principes de la nature.

Family / Famiglia / Familie / Famille

---



1107  
COBRA



Art. 1107-395-30250



Art. 1107-395-30250

Art. 1107-395-30250



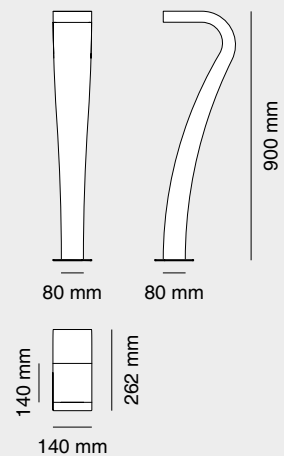
## General information / Informazioni generali / Allgemeine Informationen / Informations générales

Materials Materiali	Weight Peso	Power Potenza	Tension Tensione	Lumen @3000K	CRI
BETALY®	17,5 Kg	4W	24Vdc 100-240Vac - 50/60Hz	630lm	80



## Code composition / Composizione codice / Zusammensetzung der Nummer / Composition du code

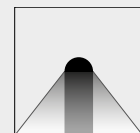
Model Modello	Colour Colore	Colour temperature Temperatura colore	Tension Tensione
1107	392	22 (2200K) 27 (2700K) 30 (3000K)	250 (24Vdc) 246 (100-240Vac)
	393		
	394		
	395		
	396		
	397		



## Accessories / Accessori / Zubehör / Accessoires

Article Articolo	Codes Codice	General information Informazioni generali
<b>DRIVERS</b> (for 24Vdc)	026.258: DRIVER ON/OFF	12W IP20
	026.301: DRIVER DIM	24W IP20
	026.330: DRIVER ON/OFF	7W IP66
	026.303: DRIVER DIM	40W IP67

Other DRIVERS are available, see p. 234 / Altri DRIVER disponibili, vedere p. 234



# ZETA

Designed by Kalin Gemignani

EN ZETA showcases the characteristics of BETALY®, which becomes transparent as it emits two bands of light to illuminate the surroundings, creating a nocturnal ambience which makes its setting unique.

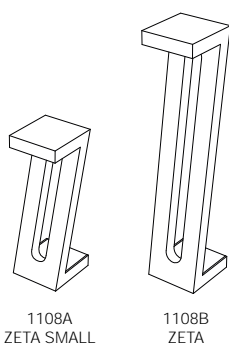
IT ZETA esalta le caratteristiche di BETALY®, che diventa trasparente emettendo due fasci luminosi che illuminano il contesto circostante, creando scenografie notturne che rendono unico l'ambiente in cui è inserita.

DE ZETA hebt die Eigenschaften von BETALY® hervor, das transparent wird und zwei Lichtstrahlen abgibt, die den umliegenden Kontext beleuchten und Nachtszenen schaffen, die die Umgebung einzigartig gestalten.

FR ZETA met l'accent sur les caractéristiques de BETALY®, qui devient transparent en émettant deux faisceaux lumineux qui éclairent l'espace environnant, en créant des scénographies nocturnes qui rendent les lieux uniques.

Family / Famiglia / Familie / Famille

---





Art. 1108B-395-30250, 1108B-394-30250





Art. 1108B-394-30250, 1108B-395-30250

# 1108A ZETA SMALL

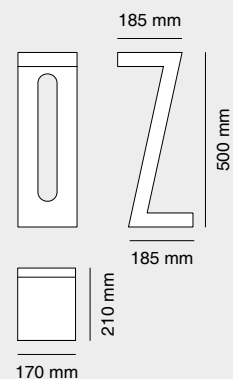
Designed by Kalin Gemignani

## General information / Informazioni generali / Allgemeine Informationen / Informations générales

Materials Materiali	Weight Peso	Power Potenza	Tension Tensione		Lumen @3000K	CRI
BETALY®	7,5 Kg	4W	24Vdc	100-240Vac - 50/60Hz	630lm	80

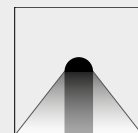
## Code composition / Composizione codice / Zusammensetzung der Nummer / Composition du code

Model Modello	Colour Colore	Colour temperature Temperatura colore	Tension Tensione
1108A	392	22 (2200K)	223 (24Vdc) 246 (100-240Vac)
	393		
	394		
	395	27 (2700K)	
	396		
	397		



## Accessories / Accessori / Zubehöre / Accessoires

Article Articolo	Codes Codice	General information Informazioni generali	
DRIVERS (for 24Vdc)	026.258: DRIVER ON/OFF	12W	IP20 Other DRIVERS are available, see p. 234 / Altri DRIVER disponibili, vedere p. 234
	026.301: DRIVER DIM	24W	
	026.330: DRIVER ON/OFF	7W	
	026.303: DRIVER DIM	40W	



# 1108B ZETA

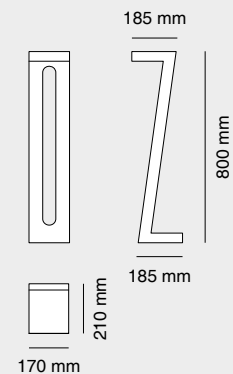
Designed by Kalin Gemignani

## General information / Informazioni generali / Allgemeine Informationen / Informations générales

Materials Materiali	Weight Peso	Power Potenza	Tension Tensione		Lumen @3000K	CRI
BETALY®	12 Kg	4W	24Vdc	100-240Vac - 50/60Hz	630lm	80

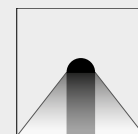
## Code composition / Composizione codice / Zusammensetzung der Nummer / Composition du code

Model Modello	Colour Colore	Colour temperature Temperatura colore	Tension Tensione
1108B	392	22 (2200K)	250 (24Vdc) 246 (100-240Vac)
	393		
	394		
	395	27 (2700K)	
	396		
	397		



## Accessories / Accessori / Zubehöre / Accessoires

Article Articolo	Codes Codice	General information Informazioni generali	
DRIVERS (for 24Vdc)	026.258: DRIVER ON/OFF	12W	IP20 Other DRIVERS are available, see p. 234 / Altri DRIVER disponibili, vedere p. 234
	026.301: DRIVER DIM	24W	
	026.330: DRIVER ON/OFF	7W	
	026.303: DRIVER DIM	40W	



# ERCOLE

Designed by Formidable Studio

EN Like a physical sign that combines aesthetics and function, a meeting point of nature and architecture, ERCOLE is characterised by a light that's indirect yet at the same time confident, ideal for outdoor spaces.

IT ERCOLE, come un segno materico che coniuga funzionalità ed estetica, punto di incontro tra natura ed architettura, è caratterizzata da una luce indiretta ma al contempo decisa, ideale per spazi outdoor.

DE ERCOLE, wie ein materielles Zeichen, das Funktionalität und Ästhetik kombiniert, ein Treffpunkt zwischen Natur und Architektur, wird durch indirektes, aber gleichzeitig starkes Licht gekennzeichnet, das sich ideal für Außenbereiche eignet.

FR ERCOLE, comme un signe de matière qui allie fonctionnalité et esthétique, point de rencontre entre nature et architecture, se caractérise par une lumière à la fois indirecte mais définie, idéale pour les espaces extérieurs.

Family / Famiglia / Familie / Famille

---



1109  
ERCOLE



Art. 1109-395-35



Art. 1109-395-35

Art. 1109-395-35



Art. 1109-395-35



# 1109 ERCOLE

Designed by Formidable Studio

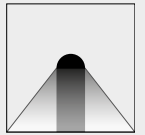
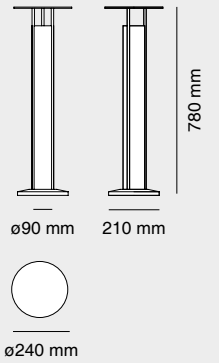
## General information / Informazioni generali / Allgemeine Informationen / Informations générales

Materials <i>Materiali</i>	Weight <i>Peso</i>	Power <i>Potenza</i>	Tension <i>Tensione</i>	Light source <i>Sorgente luminosa</i>
BETALY®	10 Kg	MAX 10W	220-240Vac - 50/60Hz	GU10 ø50 mm <i>(Bulb not included)</i>



## Code composition / Composizione codice / Zusammensetzung der Nummer / Composition du code

Model <i>Modello</i>	-	Colour <i>Colore</i>	-	Light source <i>Sorgente luminosa</i>
1109	-	392	-	35 <i>(GU10 ø50 mm lamp holder)</i>
	-	393	-	
	-	394	-	
	-	395	-	
	-	396	-	
	-	397	-	



CE IP65



# LEVICO

Designed by HENRY & CO.

EN Like a mountain spring, the light source is isolated and concealed; like the water of a river, the light carves its course through the body of the lamp, leaving behind hollows and dips which soften the diffusion.

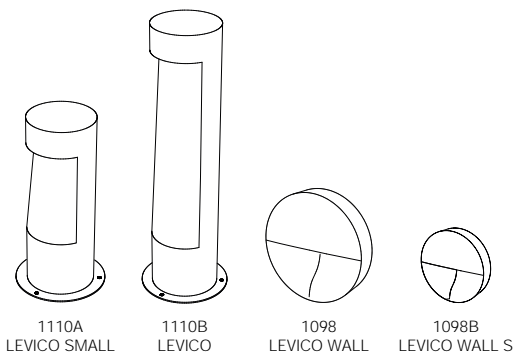
IT Come una sorgente d'alta quota, la fonte luminosa è isolata e celata e come l'acqua di un fiume, la luce scava il suo percorso attraverso il corpo luminoso, lasciandosi dietro conche ed avvallamenti che ne ammorbidiscono la diffusione.

DE Wie eine Quelle in den Bergen ist die Lichtquelle isoliert und verborgen und wie das Wasser eines Flusses gräbt sich das Licht seinen Weg durch den Lichtkörper, wobei es Mulden und Vertiefungen hinterlässt, die seine Diffusion weicher machen.

FR Comme une source de haute altitude, la source lumineuse est isolée et masquée, et comme l'eau d'un fleuve, la lumière creuse son parcours à travers le corps lumineux, en s'immisçant derrière conques et profondeurs qui en adoucissent la diffusion.

Family / Famiglia / Familie / Famille

---



---

P. 53



Art. 1110B-396-30228



Art. 1110B-396-30228

Art. 1110B-396-30228



# 1110A LEVICO SMALL

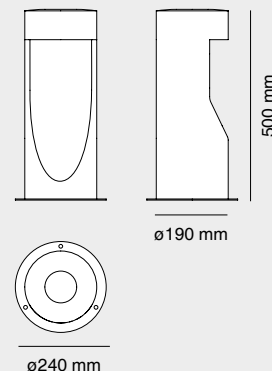
Designed by HENRY & CO.

## General information / Informazioni generali / Allgemeine Informationen / Informations générales

Materials Materiali	Weight Peso	Power Potenza	Tension Tensione	Lumen @3000K	CRI
BETALY®	21 Kg	4W	24Vdc 100-240Vac - 50/60Hz	630lm	80

## Code composition / Composizione codice / Zusammensetzung der Nummer / Composition du code

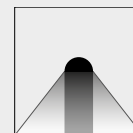
Model Modello	Colour Colore	Colour temperature Temperatura colore	Tension Tensione
1110A	392	22 (2200K) 27 (2700K) 30 (3000K)	227 (24Vdc) 244 (100-240Vac)
	393		
	394		
	395		
	396		
	397		



## Accessories / Accessori / Zubehöre / Accessoires

Article Articolo	Codes Codice	General information Informazioni generali
DRIVERS (for 24Vdc)	026.258: DRIVER ON/OFF	12W IP20
	026.301: DRIVER DIM	24W IP20
	026.330: DRIVER ON/OFF	7W IP66
	026.303: DRIVER DIM	40W IP67
OTHER	1110K: Cover-base / Copri base	See p. 221

Other DRIVERS are available, see p. 234 / Altri DRIVER disponibili, vedere p. 234



# 1110B LEVICO

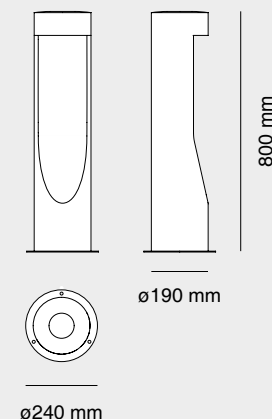
Designed by HENRY & CO.

## General information / Informazioni generali / Allgemeine Informationen / Informations générales

Materials Materiali	Weight Peso	Power Potenza	Tension Tensione	Lumen @3000K	CRI
BETALY®	31 Kg	4W	24Vdc 100-240Vac - 50/60Hz	630lm	80

## Code composition / Composizione codice / Zusammensetzung der Nummer / Composition du code

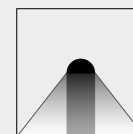
Model Modello	Colour Colore	Colour temperature Temperatura colore	Tension Tensione
1110B	392	22 (2200K) 27 (2700K) 30 (3000K)	228 (24Vdc) 244 (100-240Vac)
	393		
	394		
	395		
	396		
	397		



## Accessories / Accessori / Zubehöre / Accessoires

Article Articolo	Codes Codice	General information Informazioni generali
DRIVERS (for 24Vdc)	026.258: DRIVER ON/OFF	12W IP20
	026.301: DRIVER DIM	24W IP20
	026.330: DRIVER ON/OFF	7W IP66
	026.303: DRIVER DIM	40W IP67
OTHER	1110K: Cover-base / Copri base	See p. 221

Other DRIVERS are available, see p. 234 / Altri DRIVER disponibili, vedere p. 234



# OOLITE

Designed by Maurizio Quargnale

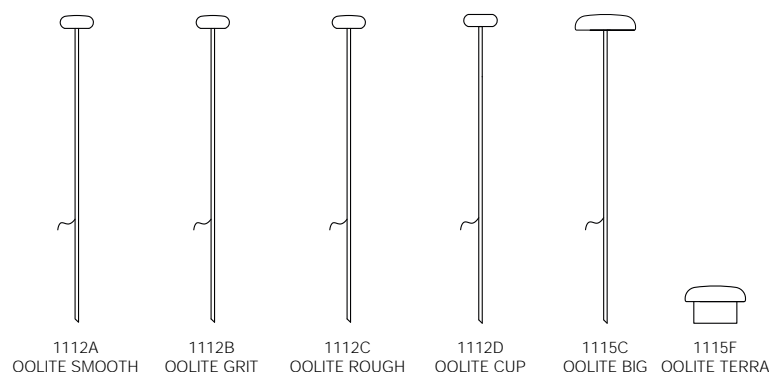
EN OOLITE translates the relationship between nature and design into light. A respectful dialogue between functionality and essential forms is expressed through this lighting element; manufactured in extremely tactile finishes and colours, it is fully integratable green spaces. Its long and slender form can be inserted into larger spaces, such as outdoor areas bordering paths and patios, or in flowerpots and gardens.

IT OOLITE traduce in oggetto il concetto di relazione tra natura e design. Il dialogo rispettoso fra funzionalità e forme essenziali si esprime attraverso questo corpo illuminante, realizzato con colori e finiture fortemente materici e totalmente integrabile nel verde. La lunga ed esile figura si può inserire in ampi contesti come nelle aree esterne lungo percorsi e patii, all'interno di fioriere e giardini.

DE OOLITE übersetzt das Konzept der Beziehung zwischen Natur und Design in ein konkretes Objekt. Der respektvolle Dialog zwischen Zweckmäßigkeit und schlichten Formen kommt in diesem Leuchtkörper zum Ausdruck, der mit stark plastischen Farben und Ausführungen gefertigt ist, die sich perfekt in die Vegetation integrieren. Die lange, schlanke Figur kann in große Umgebungen wie etwa in den Außenbereichen entlang der Wege und Patios, in Blumentöpfe und Gärten eingefügt werden.

FR OOLITE traduit sous forme d'objet le concept de la relation entre la nature et le design. Le dialogue respectueux entre fonctionnalité et formes sobres s'exprime à travers ce luminaire, réalisé avec des coloris et des finitions fortement texturées et totalement intégré dans la verdure. La silhouette longue et élancée peut être placée dans de grands contextes tels que les espaces extérieurs le long des allées et des patios, à l'intérieur des bacs à fleurs et des jardins.

Family / Famiglia / Familie / Famille







Art. 1112B-397-30173

Private house - Switzerland  
Lighting design: Luxed Beleuchtungen GmbH  
Landscape architect: Simon Rüegg

Art. 1112D-394-30173







Art. 1115C-397-30173



Art. 1112A-397-30173



Art. 1115F-396-30173



Stainless steel painted RAL 8019  
Acciaio INOX verniciato RAL 8019  
Edelstahl lackiert RAL 8019  
Acier Inoxydable peint RAL 8019

SMOOTH  
Art. 1112A  
Art. 1112D



GRIT  
Art. 1112B



ROUGH  
Art. 1112C  
Art. 1115C  
Art. 1115F








# 1112A OOLITE SMOOTH

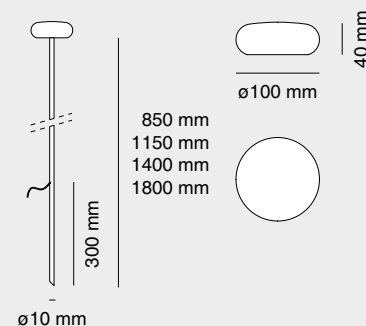
Designed by Maurizio Quargnale

## General information / Informazioni generali / Allgemeine Informationen / Informations générales

Materials Materiali	Weight Peso	Power Potenza	Tension Tensione	Lumen @3000K	CRI
BETALY®	0,8 Kg	4,5W	24Vdc	670lm	80

## Code composition / Composizione codice / Zusammensetzung der Nummer / Composition du code

Model Modello	Colour Colore	Colour temperature Temperatura colore	Tube height Altezza palo
1112A	393 	22 (2200K)	173 (850mm)
	394 		182 (1150mm)
	395 		191 (1400mm)
	396 		192 (1800mm)
	397 		



## Accessories / Accessori / Zubehöre / Accessoires

Article Articolo	Codes Codice	General information Informazioni generali
DRIVERS	026.258: DRIVER ON/OFF	12W IP20
	026.301: DRIVER DIM	24W IP20
	026.330: DRIVER ON/OFF	7W IP66
	026.303: DRIVER DIM	40W IP67

Other DRIVERS are available, see p. 234 / Altri DRIVER disponibili, vedere p. 234








# 1112B OOLITE GRIT

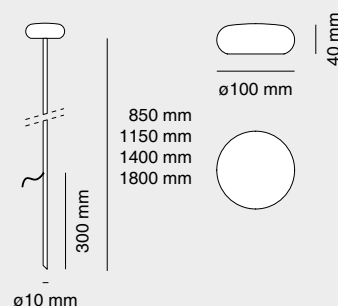
Designed by Maurizio Quargnale

## General information / Informazioni generali / Allgemeine Informationen / Informations générales

Materials Materiali	Weight Peso	Power Potenza	Tension Tensione	Lumen @3000K	CRI
BETALY®	0,8 Kg	4,5W	24Vdc	670lm	80

## Code composition / Composizione codice / Zusammensetzung der Nummer / Composition du code

Model Modello	Colour Colore	Colour temperature Temperatura colore	Tube height Altezza palo
1112B	393 	22 (2200K)	173 (850mm)
	394 		182 (1150mm)
	395 		191 (1400mm)
	396 		192 (1800mm)
	397 		



## Accessories / Accessori / Zubehöre / Accessoires

Article Articolo	Codes Codice	General information Informazioni generali
DRIVERS	026.258: DRIVER ON/OFF	12W IP20
	026.301: DRIVER DIM	24W IP20
	026.330: DRIVER ON/OFF	7W IP66
	026.303: DRIVER DIM	40W IP67

Other DRIVERS are available, see p. 234 / Altri DRIVER disponibili, vedere p. 234





# 1112C OOLITE ROUGH

Designed by Maurizio Quargnale

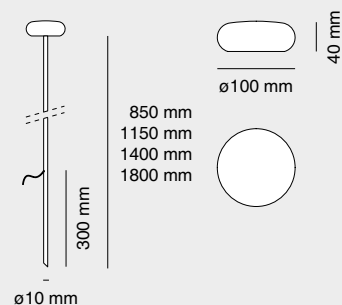
## General information / Informazioni generali / Allgemeine Informationen / Informations générales

Materials Materiali	Weight Peso	Power Potenza	Tension Tensione	Lumen @3000K	CRI
BETALY®	0,8 Kg	4,5W	24Vdc	670lm	80



## Code composition / Composizione codice / Zusammensetzung der Nummer / Composition du code

Model Modello	Colour Colore	Colour temperature Temperatura colore	Tube height Altezza palo
1112C	393	22 (2200K)	173 (850mm)
	394		182 (1150mm)
	395		191 (1400mm)
	396		192 (1800mm)
	397		



## Accessories / Accessori / Zubehöre / Accessoires

Article Articolo	Codes Codice	General information Informazioni generali
DRIVERS	026.258: DRIVER ON/OFF	12W IP20
	026.301: DRIVER DIM	24W IP20
	026.330: DRIVER ON/OFF	7W IP66
	026.303: DRIVER DIM	40W IP67

Other DRIVERS are available, see p. 234 / Altri DRIVER disponibili, vedere p. 234



# 1112D OOLITE CUP

Designed by Maurizio Quargnale

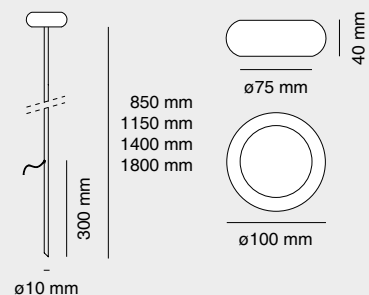
## General information / Informazioni generali / Allgemeine Informationen / Informations générales

Materials Materiali	Weight Peso	Power Potenza	Tension Tensione	Lumen @3000K	CRI
BETALY®	0,8 Kg	4,5W	24Vdc	670lm	80



## Code composition / Composizione codice / Zusammensetzung der Nummer / Composition du code

Model Modello	Colour Colore	Colour temperature Temperatura colore	Tube height Altezza palo
1112D	393	22 (2200K)	173 (850mm)
	394		182 (1150mm)
	395		191 (1400mm)
	396		192 (1800mm)
	397		



## Accessories / Accessori / Zubehöre / Accessoires

Article Articolo	Codes Codice	General information Informazioni generali
DRIVERS	026.258: DRIVER ON/OFF	12W IP20
	026.301: DRIVER DIM	24W IP20
	026.330: DRIVER ON/OFF	7W IP66
	026.303: DRIVER DIM	40W IP67

Other DRIVERS are available, see p. 234 / Altri DRIVER disponibili, vedere p. 234



# 1115C OOLITE BIG

Designed by Maurizio Quargnale

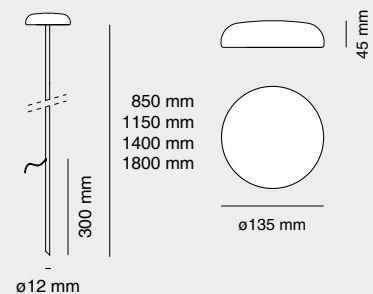
## General information / Informazioni generali / Allgemeine Informationen / Informations générales

Materials Materiali	Weight Peso	Power Potenza	Tension Tensione	Lumen @3000K	CRI
BETALY®	1,3 Kg	4,5W	24Vdc	670lm	80



## Code composition / Composizione codice / Zusammensetzung der Nummer / Composition du code

Model Modello	Colour Colore	Colour temperature Temperatura colore	Tube height Altezza palo
1115C	393	22 (2200K)	173 (850mm)
	394		182 (1150mm)
	395		191 (1400mm)
	396		192 (1800mm)
	397		



## Accessories / Accessori / Zubehöre / Accessoires

Article Articolo	Codes Codice	General information Informazioni generali
DRIVERS	026.258: DRIVER ON/OFF	12W IP20
	026.301: DRIVER DIM	24W IP20
	026.330: DRIVER ON/OFF	7W IP66
	026.303: DRIVER DIM	40W IP67

Other DRIVERS are available, see p. 234 / Altri DRIVER disponibili, vedere p. 234



# 1115F OOLITE TERRA

Designed by Maurizio Quargnale

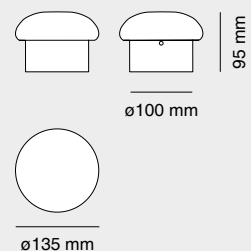
## General information / Informazioni generali / Allgemeine Informationen / Informations générales

Materials Materiali	Weight Peso	Power Potenza	Tension Tensione	Lumen @3000K	CRI
BETALY®	1 Kg	4,5W	24Vdc	670lm	80



## Code composition / Composizione codice / Zusammensetzung der Nummer / Composition du code

Model Modello	Colour Colore	Colour temperature Temperatura colore	Tension Tensione
1115F	393	22 (2200K)	173
	394		
	395		
	396		
	397		



## Accessories / Accessori / Zubehöre / Accessoires

Article Articolo	Codes Codice	General information Informazioni generali
DRIVERS	026.258: DRIVER ON/OFF	12W IP20
	026.301: DRIVER DIM	24W IP20
	026.330: DRIVER ON/OFF	7W IP66
	026.303: DRIVER DIM	40W IP67

Other DRIVERS are available, see p. 234 / Altri DRIVER disponibili, vedere p. 234





# ALFIERE

Designed by Giacomo Edi

EN ALFIERE's discrete presence illuminates paths with a soft light. Sharp and gentle contrasting lines strike a balance in this reassuring-looking object. Its shape recalls a piece of urban furnishing or the image of a chess piece. Its central body's oblique and functional sign allows for a broad diffusion of frontal light.

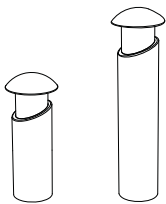
IT La presenza discreta di ALFIERE illumina il percorso di una luce gentile. Le linee nette e morbide a contrasto trovano equilibrio in quest'oggetto dall'aspetto rassicurante. La forma richiama il contesto d'arredo urbano e l'immagine della pedina degli scacchi. Il segno obliquo e funzionale del corpo centrale permette di diffondere ampia luce frontale.

DE ALFIERE beleuchtet den Weg dank seiner diskreten Präsenz mit mildem Licht. Die klaren, weichen kontrastierenden Linien finden in diesem beruhigend wirkenden Gegenstand ihr Gleichgewicht. Die Form erinnert an Stadtmobiliar und das Bild der Schachfigur des Läufers. Dank des zweckmäßigen schrägen Schnitts kann ein breites frontales Licht ausgestrahlt werden.

FR La présence discrète d'ALFIERE éclaire le chemin d'une lumière douce. Le contraste entre les lignes nettes et douces trouve un équilibre dans cet objet à l'aspect rassurant. La forme rappelle le contexte du mobilier urbain et l'image du pion du jeu d'échec. Le trait oblique et fonctionnel du corps central permet à la lumière frontale de se diffuser amplement.

Family / Famiglia / Familie / Famille

---



1116A  
ALFIERE SMALL

1116B  
ALFIERE



Art. 1116A-396-41



Art. 1116A-395-41

Art. 1116B-396-41



# 1116A ALFIERE SMALL







Designed by Giacomo Edi

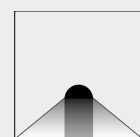
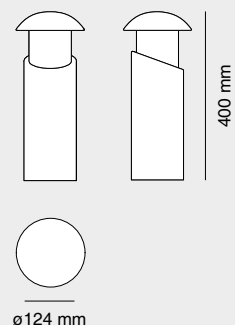
## General information / Informazioni generali / Allgemeine Informationen / Informations générales

Materials Materiali	Weight Peso	Power Potenza	Tension Tensione	Light source Sorgente luminosa
BETALY®	4 Kg	MAX 20W	220-240Vac - 50/60Hz	E27 <i>(Bulb not included)</i>



## Code composition / Composizione codice / Zusammensetzung der Nummer / Composition du code

Model Modello	-	Colour Colore	-	Light source Sorgente luminosa
1116A	-	392 	-	41 <i>(E27 lamp holder)</i>
	-	393 		
	-	394 		
	-	395 		
	-	396 		
	-	397 		



CE  IP65

# 1116B ALFIERE







Designed by Giacomo Edi

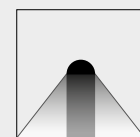
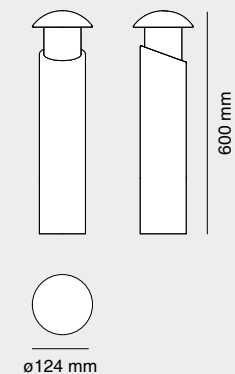
## General information / Informazioni generali / Allgemeine Informationen / Informations générales

Materials Materiali	Weight Peso	Power Potenza	Tension Tensione	Light source Sorgente luminosa
BETALY®	5,8 Kg	MAX 20W	220-240Vac - 50/60Hz	E27 <i>(Bulb not included)</i>



## Code composition / Composizione codice / Zusammensetzung der Nummer / Composition du code

Model Modello	-	Colour Colore	-	Light source Sorgente luminosa
1116B	-	392 	-	41 <i>(E27 lamp holder)</i>
	-	393 		
	-	394 		
	-	395 		
	-	396 		
	-	397 		



CE  IP65

# ANTHEA

Designed by Alice Barki

EN ANTHEA's shape takes inspiration from the world of plants; its sinuous curves create an elegant vertical twist. Its body diffuses a soft light that emanates from thin slits running along the entire edge of the bollard. One's path is illuminated by this natural spectacle.

IT La forma prende ispirazione dal mondo vegetale; curve sinuose creano un'elegante torsione verticale. Il corpo emana una luce soffusa che percorre interamente le sottili fessure poste all'estremità laterale del bollard. Il cammino viene illuminato dallo spettacolo naturale.

DE Die Inspiration für die Form stammt aus der Pflanzenwelt; geschmeidige Kurven bringen eine elegante vertikale Torsion hervor. Der Körper strahlt ein gedämpftes Licht aus, das innen durch die schmale Spalte am seitlichen Ende des Pollers verläuft. Der Weg wird durch ein Naturschauspiel beleuchtet.

FR La forme s'inspire du monde végétal; les courbes sinueuses créent une élégante torsion verticale. Le corps lumineux émet une lumière douce qui passe entièrement par les fines fentes situées à l'extrémité latérale de la borne. Le chemin est éclairé par le spectacle naturel.

Family / Famiglia / Familie / Famille

---



1121  
ANTHEA





Art. 1121-396-181





Art. 1121-392-30181

Art. 1121-396-30181



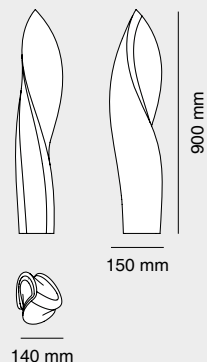
## General information / Informazioni generali / Allgemeine Informationen / Informations générales

Materials Materiali	Weight Peso	Power Potenza	Tension Tensione	Lumen @3000K	CRI
BETALY®	16 Kg	13W	24Vdc	1360lm	80



## Code composition / Composizione codice / Zusammensetzung der Nummer / Composition du code

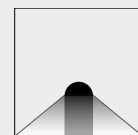
Model Modello	Colour Colore	Colour temperature Temperatura colore	Tension Tensione
1121	392	27 (2700K)	181
	393		
	394	30 (3000K)	
	395		
	396	2200K available on request	
	397		



## Accessories / Accessori / Zubehör / Accessoires

Article Articolo	Codes Codice	General information Informazioni generali
DRIVERS	026.259: DRIVER ON/OFF	36W IP20
	026.301: DRIVER DIM	24W IP20
	026.303: DRIVER ON/OFF	40W IP67
	026.321: DRIVER DIM	36W IP67

Other DRIVERS are available, see p. 234 / Altri DRIVER disponibili, vedere p. 234



# FLORA

Designed by Designlibero

EN FLORA is a result of a thorough research on functions and archetypes, together with a technological experimentation applied to the materials. Its cylindrical shape, that recalls columns and pedestals, evoking the possibility to use it as a vase holder, blending harmoniously with the surrounding natural landscape.

IT FLORA è il risultato di una ricerca approfondita sulle funzioni e gli archetipi, insieme a una sperimentazione tecnologica applicata ai materiali. La sua forma cilindrica, che richiama colonne e piedistalli, evoca la possibilità di utilizzarla come porta vaso, fondendosi armoniosamente con il paesaggio naturale circostante.

DE FLORA ist das Ergebnis einer gründlichen Untersuchung zur Funktionalität eines Produkts, gleichzeitig wurde sehr viel Wert auf das Experimentieren mit vorhandenen Materialien gelegt. Die zylindrische Form erinnert an Säulen und Sockel und letztlich an eine Art Blumentopfhälter. Die Formgebung fügt sich harmonisch in die umliegende Naturlandschaft ein.

FR FLORA est le résultat d'une recherche approfondie sur les fonctions et archétypes, assemblé d'une expérimentation technologique appliquée aux matériaux. Sa forme cylindrique, qui rappelle les colonnes et les socles, évoque la possibilité de l'utiliser comme un porte vase, se fondant amornieusement avec le paysage naturel environnant.

Family / Famiglia / Familie / Famille

---



1126A  
FLORA



1126B  
FLORA SMALL





Art. 1126B-395-30248



Art. 1126B-395-30248

Art. 1126A-395-30248 + 1126K-392



# 1126A FLORA

NEW

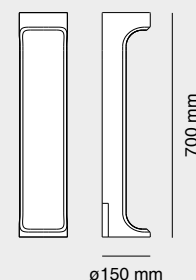
Designed by Designlibero

## General information / Informazioni generali / Allgemeine Informationen / Informations générales

Materials Materiali	Weight Peso	Power Potenza	Tension Tensione	Lumen @3000K	CRI
BETALY®	15,6 Kg	4W	24Vdc 100-240Vac - 50/60Hz	630lm	80

## Code composition / Composizione codice / Zusammensetzung der Nummer / Composition du code

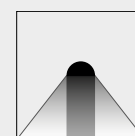
Model Modello	Colour Colore	Colour temperature Temperatura colore	Tension Tensione
1126A	392	22 (2200K) 27 (2700K) 30 (3000K)	248 (24Vdc) 251 (100-240Vac)
	393		
	394		
	395		
	396		
	397		



## Accessories / Accessori / Zubehöre / Accessoires

Article Articolo	Codes Codice	General information Informazioni generali
DRIVERS (for 24Vdc)	026.258: DRIVER ON/OFF	12W IP20
	026.301: DRIVER DIM	24W IP20
	026.330: DRIVER ON/OFF	7W IP66
	026.303: DRIVER DIM	40W IP67
OTHER	1126K: Vase holder / Portavaso	See p. 221

Other DRIVERS are available, see p. 234 / Altri DRIVER disponibili, vedere p. 234



# 1126B FLORA SMALL

NEW

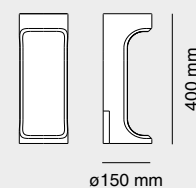
Designed by Designlibero

## General information / Informazioni generali / Allgemeine Informationen / Informations générales

Materials Materiali	Weight Peso	Power Potenza	Tension Tensione	Lumen @3000K	CRI
BETALY®	9,6 Kg	4W	24Vdc 100-240Vac - 50/60Hz	630lm	80

## Code composition / Composizione codice / Zusammensetzung der Nummer / Composition du code

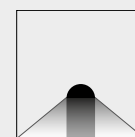
Model Modello	Colour Colore	Colour temperature Temperatura colore	Tension Tensione
1126B	392	22 (2200K) 27 (2700K) 30 (3000K)	248 (24Vdc) 251 (100-240Vac)
	393		
	394		
	395		
	396		
	397		



## Accessories / Accessori / Zubehöre / Accessoires

Article Articolo	Codes Codice	General information Informazioni generali
DRIVERS (for 24Vdc)	026.258: DRIVER ON/OFF	12W IP20
	026.301: DRIVER DIM	24W IP20
	026.330: DRIVER ON/OFF	7W IP66
	026.303: DRIVER DIM	40W IP67
OTHER	1126K: Vase holder / Portavaso	See p. 221

Other DRIVERS are available, see p. 234 / Altri DRIVER disponibili, vedere p. 234





# PIPE

Designed by Gianfranco Cini

EN An element born from the idea of removing all geometric edges and creating fluid, soft surfaces, on which the gaze could slide, and nature could find itself. Available in different heights to satisfy every need, it illuminates its surroundings with grace and determination.

IT Un elemento nato dall'idea di rimuovere lo spigolo geometrico e creare superfici fluide, morbide, su cui lo sguardo potesse scivolare, e la natura ritrovarsi. Disponibile in diverse altezze per accontentare ogni necessità, illumina con grazia e decisione i suoi dintorni.

DE Ein Element, das aus der Idee entstand, die geometrische Kante zu entfernen und fließende, weiche Oberflächen zu schaffen, auf denen der Blick gleiten und die Natur zu sich selbst finden kann. Sie ist in verschiedenen Höhen erhältlich, um jedem Bedarf gerecht zu werden, und beleuchtet ihre Umgebung mit Anmut und Entschlossenheit.

FR Un élément né de l'idée de supprimer le bord géométrique et de créer des surfaces fluides et douces sur lesquelles le regard pourrait glisser et la nature se retrouver. Disponible en différentes hauteurs pour satisfaire tous les besoins, il illumine son environnement avec grâce et détermination.

Family / Famiglia / Familie / Famille

---



1127A  
PIPE BIG



1127B  
PIPE



1127C  
PIPE SMALL



Art. 1127B-395-30196

Art. 1127B-395-30196





Art. 1127C-395-30196

# 1127A PIPE BIG







NEW

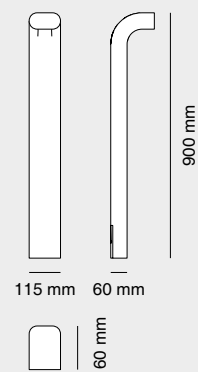
Designed by Gianfranco Cinel

## General information / Informazioni generali / Allgemeine Informationen / Informations générales

Materials Materiali	Weight Peso	Power Potenza	Tension Tensione	Lumen @3000K	CRI
BETALY®	13,1 Kg	4W	24Vdc   100-240Vac - 50/60Hz	630lm	80

## Code composition / Composizione codice / Zusammensetzung der Nummer / Composition du code

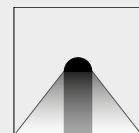
Model Modello	Colour Colore	Colour temperature Temperatura colore	Tension Tensione
1127A	392 	22 (2200K) 27 (2700K) 30 (3000K)	196 (24Vdc) 229 (100-240Vac)
	393 		
	394 		
	395 		
	396 		
	397 		



## Accessories / Accessori / Zubehöre / Accessoires

Article Articolo	Codes Codice	General information Informazioni generali
DRIVERS	026.258: DRIVER ON/OFF	12W IP20
	026.301: DRIVER DIM	24W IP20
	026.330: DRIVER ON/OFF	7W IP66
	026.303: DRIVER DIM	40W IP67

Other DRIVERS are available, see p. 234 / Altri DRIVER disponibili, vedere p. 234



# 1127B PIPE







NEW

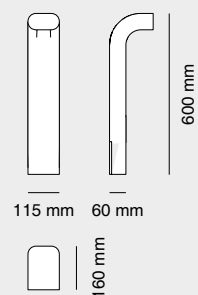
Designed by Gianfranco Cinel

## General information / Informazioni generali / Allgemeine Informationen / Informations générales

Materials Materiali	Weight Peso	Power Potenza	Tension Tensione	Lumen @3000K	CRI
BETALY®	10,5 Kg	4W	24Vdc   100-240Vac - 50/60Hz	630lm	80

## Code composition / Composizione codice / Zusammensetzung der Nummer / Composition du code

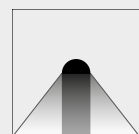
Model Modello	Colour Colore	Colour temperature Temperatura colore	Tension Tensione
1127B	392 	22 (2200K) 27 (2700K) 30 (3000K)	196 (24Vdc) 229 (100-240Vac)
	393 		
	394 		
	395 		
	396 		
	397 		



## Accessories / Accessori / Zubehöre / Accessoires

Article Articolo	Codes Codice	General information Informazioni generali
DRIVERS	026.258: DRIVER ON/OFF	12W IP20
	026.301: DRIVER DIM	24W IP20
	026.330: DRIVER ON/OFF	7W IP66
	026.303: DRIVER DIM	40W IP67

Other DRIVERS are available, see p. 234 / Altri DRIVER disponibili, vedere p. 234





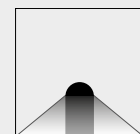
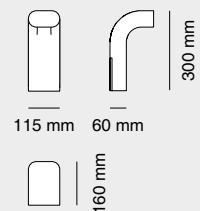
## General information / Informazioni generali / Allgemeine Informationen / Informations générales

Materials Materiali	Weight Peso	Power Potenza	Tension Tensione		Lumen @3000K	CRI
BETALY®	4,7 Kg	4W	24Vdc	100-240Vac - 50/60Hz	630lm	80



## Code composition / Composizione codice / Zusammensetzung der Nummer / Composition du code

Model Modello	-	Colour Colore	-	Colour temperature Temperatura colore	Tension Tensione
1127C	-	392	-	22 (2200K)	196 (24Vdc)
	-	393	-	27 (2700K)	
	-	394	-	30 (3000K)	229 (100-240Vac)
	-	395	-		
	-	396	-		
	-	397	-		



## Accessories / Accessori / Zubehöre / Accessoires

Article Articolo	Codes Codice	General information Informazioni generali	
DRIVERS	026.258: DRIVER ON/OFF	12W	IP20 Other DRIVERS are available, see p. 234 / Altri DRIVER disponibili, vedere p. 234
	026.301: DRIVER DIM	24W	
	026.330: DRIVER ON/OFF	7W	IP66
	026.303: DRIVER DIM	40W	





# STELE

Designed by Glàuco Studio

EN STELE was born thanks to the inspiration from the Sicilian landscapes of the Valley of the Temples and from Segesta, characterized from the presence of architectural remains of the Ancient Greece. The ribbed stem creates a physical and tridimensional surface, emphasized by the material and by lights and shadows. From the arched opening a light spreads evoking a luminous portal, creating cozy and suggestive atmospheres.

IT STELE nasce ispirandosi ai paesaggi siciliani della Valle dei Templi e di Segesta, caratterizzati dalla presenza di importanti resti architettonici dell'Antica Grecia. Il fusto cannettato crea una superficie materica e tridimensionale, enfatizzata dal materiale e da luci e ombre. Dall'apertura ad arco si diffonde una luce che evoca un portale luminoso, creando atmosfere accoglienti e suggestive.

DE Die Idee für STELE hat ihren Ursprung in den landschaftlichen Merkmalen des Tals der Tempel und in der antiken Stadt Segesta in Sizilien. Geprägt sind diese Stätten von bedeutenden architektonischen Überbleibseln des Antiken Griechenlands. Der geriffelte Körper erzeugt eine greifbare und dreidimensionale Oberfläche, welche durch das Material, sowie durch Licht und Schatten betont wird. Von der bogenförmigen Öffnung breitet sich Licht aus, das an ein hell erleuchtetes Portal erinnert und eine angenehme und stimmungsvolle Atmosphäre schafft.

FR STELE est né en s'inspirant des paysages Siciliens de la vallée des temples et de Segeste, caractérisée par la présence d'importants vestiges architecturaux de la Grèce antique. La tige nervurée crée une surface matérielle et tridimensionnelle, soulignée par la matière ainsi que des jeux d'ombres et lumières. De cette ouverture cintrée, se propage une lumière qui évoque un portail lumineux, créant une atmosphère à la fois accueillante et évocatrice.

Family / Famiglia / Familie / Famille

---



1128A  
STELE



1128B  
STELE SMALL



Art. 1128B-395-30249



Art. 1128A-395-30249



Art. 1128A-395-30249, 1128B-395-30249

# 1128A STELE







NEW

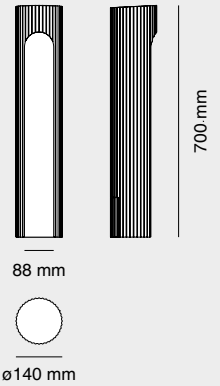
Designed by Glauco Studio

## General information / Informazioni generali / Allgemeine Informationen / Informations générales

Materials Materiali	Weight Peso	Power Potenza	Tension Tensione	Lumen @3000K	CRI
BETALY®	16,6 Kg	4W	24Vdc   100-240Vac - 50/60Hz	630lm	80

## Code composition / Composizione codice / Zusammensetzung der Nummer / Composition du code

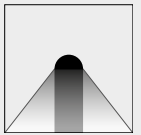
Model Modello	Colour Colore	Colour temperature Temperatura colore	Tension Tensione
1128A	392 	22 (2200K) 27 (2700K) 30 (3000K)	249 (24Vdc) 252 (100-240Vac)
	393 		
	394 		
	395 		
	396 		
	397 		



## Accessories / Accessori / Zubehöre / Accessoires

Article Articolo	Codes Codice	General information Informazioni generali
DRIVERS	026.258: DRIVER ON/OFF	12W   IP20
	026.301: DRIVER DIM	24W   IP20
	026.330: DRIVER ON/OFF	7W   IP66
	026.303: DRIVER DIM	40W   IP67

Other DRIVERS are available, see p. 234 / Altri DRIVER disponibili, vedere p. 234



# 1128B STELE SMALL







NEW

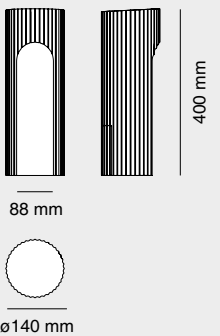
Designed by Glauco Studio

## General information / Informazioni generali / Allgemeine Informationen / Informations générales

Materials Materiali	Weight Peso	Power Potenza	Tension Tensione	Lumen @3000K	CRI
BETALY®	9,8 Kg	4W	24Vdc   100-240Vac - 50/60Hz	630lm	80

## Code composition / Composizione codice / Zusammensetzung der Nummer / Composition du code

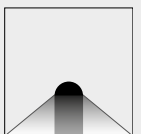
Model Modello	Colour Colore	Colour temperature Temperatura colore	Tension Tensione
1128B	392 	22 (2200K) 27 (2700K) 30 (3000K)	249 (24Vdc) 252 (100-240Vac)
	393 		
	394 		
	395 		
	396 		
	397 		



## Accessories / Accessori / Zubehöre / Accessoires

Article Articolo	Codes Codice	General information Informazioni generali
DRIVERS	026.258: DRIVER ON/OFF	12W   IP20
	026.301: DRIVER DIM	24W   IP20
	026.330: DRIVER ON/OFF	7W   IP66
	026.303: DRIVER DIM	40W   IP67

Other DRIVERS are available, see p. 234 / Altri DRIVER disponibili, vedere p. 234







WALL LIGHTING  
CEILING LIGHTING  
PATHMARKERS  
BOLLARDS

WALL RECESSED LIGHTING

HOUSE NUMBERS AND LETTERS  
ACCESSORIES





# CAVE

Designed by Gianfranco Cini

EN This line, whose indoor version is already very popular, is characterised by 9010novantadeci's unmistakable design style. The recessed model for exteriors comes in different sizes, and offers a range of possibilities in terms of how it interacts with the environment, organically adapting its shapes to the context into which it is inserted.

IT La linea, già molto apprezzata nella versione da interno, è caratterizzata dal design riconoscibile di 9010. Il modello da incasso per esterni presenta differenti misure ed offre molteplici possibilità di interazione con l'ambiente, adattando in maniera organica le sue forme al contesto nel quale si inserisce.


DE Die bereits in der Version für den Innenbereich besonders geschätzte Linie zeichnet sich durch das erkenntliche Design von 9010novantadeci aus. Das Einbaumodell für den Außenbereich hat verschiedene Abmessungen und bietet zahlreiche Möglichkeiten der Interaktion mit der Umgebung, da es sich auf organische Weise an ihre Formen und den Kontext, in den es eingefügt wird, anpasst.

FR La ligne, déjà très appréciée dans la version intérieure, se distingue par le design reconnaissable de 9010novantadeci. Le modèle encastré pour l'extérieur se décline en différentes tailles et offre de multiples possibilités d'interaction avec l'environnement, en adaptant organiquement ses formes au contexte dans lequel il s'insère.

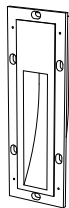
Family / Famiglia / Familie / Famille



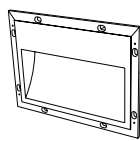
1301A  
CAVE SMALL



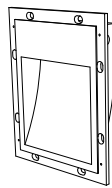
1301B  
CAVE



1301C  
CAVE BIG



1301D  
CAVE X



1301E  
CAVE S



Art. 1301A-392-35, 1301B-392-35, 1301C-392-35, 1301D-392-30168

Art. 1301E-392-30168







Art. 1301E-392-30168

Art. 1301A-392-35, 1301B-392-35, 1301C-392-35, 1301D-392-30168, 1301E-392-30168



## 1301A CAVE SMALL

Designed by Gianfranco Ciniel

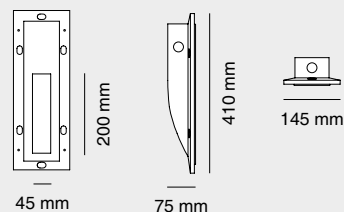
### General information / Informazioni generali / Allgemeine Informationen / Informations générales

Materials <i>Materiali</i>	Weight <i>Peso</i>	Power <i>Potenza</i>	Tension <i>Tensione</i>	Light source <i>Sorgente luminosa</i>	Light hole <i>Foro luce</i>
BETALY®	3,1 Kg	MAX 10W	220-240Vac - 50/60Hz	GU10 ø35 mm <i>(Bulb not included)</i>	45 x 200 mm



### Code composition / Composizione codice / Zusammensetzung der Nummer / Composition du code

Model <i>Modello</i>	-	Colour <i>Colore</i>	-	Light source <i>Sorgente luminosa</i>
1301A	-	392 ●	-	35 <i>(GU10 ø35 mm lamp holder)</i>



CE □ IP65

## 1301B CAVE

Designed by Gianfranco Ciniel

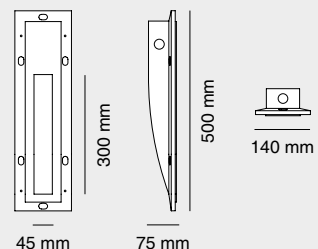
### General information / Informazioni generali / Allgemeine Informationen / Informations générales

Materials <i>Materiali</i>	Weight <i>Peso</i>	Power <i>Potenza</i>	Tension <i>Tensione</i>	Light source <i>Sorgente luminosa</i>	Light hole <i>Foro luce</i>
BETALY®	3,9 Kg	MAX 10W	220-240Vac - 50/60Hz	GU10 ø35 mm <i>(Bulb not included)</i>	45 x 300 mm



### Code composition / Composizione codice / Zusammensetzung der Nummer / Composition du code

Model <i>Modello</i>	-	Colour <i>Colore</i>	-	Light source <i>Sorgente luminosa</i>
1301B	-	392 ●	-	35 <i>(GU10 ø35 mm lamp holder)</i>



CE □ IP65

## 1301C CAVE BIG

Designed by Gianfranco Ciniel

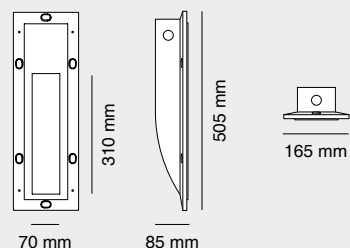
### General information / Informazioni generali / Allgemeine Informationen / Informations générales

Materials <i>Materiali</i>	Weight <i>Peso</i>	Power <i>Potenza</i>	Tension <i>Tensione</i>	Light source <i>Sorgente luminosa</i>	Light hole <i>Foro luce</i>
BETALY®	4,3 Kg	MAX 15W	220-240Vac - 50/60Hz	GU10 ø50 mm <i>(Bulb not included)</i>	70 x 310 mm



### Code composition / Composizione codice / Zusammensetzung der Nummer / Composition du code

Model <i>Modello</i>	-	Colour <i>Colore</i>	-	Light source <i>Sorgente luminosa</i>
1301C	-	392 ●	-	35 <i>(GU10 ø50 mm lamp holder)</i>



CE □ IP65

# 1301D CAVE X

Designed by Gianfranco Cinel

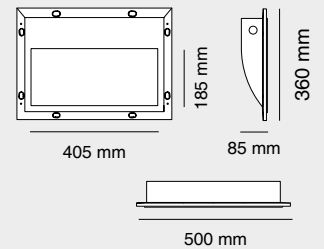
## General information / Informazioni generali / Allgemeine Informationen / Informations générales

Materials Materiali	Weight Peso	Power Potenza	Tension Tensione	Lumen @3000K	CRI	Light hole Foro luce
BETALY®	7,3 Kg	12W	24Vdc	1300lm	90	405 x 185 mm



## Code composition / Composizione codice / Zusammensetzung der Nummer / Composition du code

Model Modello	-	Colour Colore	-	Colour temperature Temperatura colore	Tension Tensione
1301D	-	392 ●	-	27 (2700K) 30 (3000K) <small>2200K available on request</small>	168



## Accessories / Accessori / Zubehöre / Accessoires

Article Articolo	Codes Codice	General information Informazioni generali
DRIVERS	026.259: DRIVER ON/OFF	36W IP20
	026.301: DRIVER DIM	24W IP20
	026.321: DRIVER ON/OFF	36W IP67
	026.303: DRIVER DIM	40W IP67

Other DRIVERS are available, see p. 234 / Altri DRIVER disponibili, vedere p. 234



# 1301E CAVE S

Designed by Gianfranco Cinel

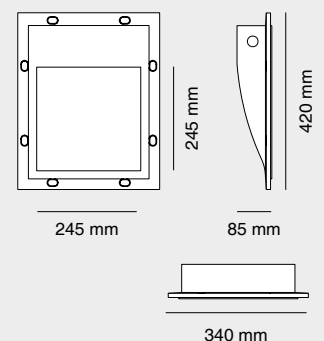
## General information / Informazioni generali / Allgemeine Informationen / Informations générales

Materials Materiali	Weight Peso	Power Potenza	Tension Tensione	Lumen @3000K	CRI	Light hole Foro luce
BETALY®	5,5 Kg	6,5W	24Vdc	720lm	90	245 x 245 mm



## Code composition / Composizione codice / Zusammensetzung der Nummer / Composition du code

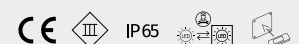
Model Modello	-	Colour Colore	-	Colour temperature Temperatura colore	Tension Tensione
1301E	-	392 ●	-	27 (2700K) 30 (3000K) <small>2200K available on request</small>	168



## Accessories / Accessori / Zubehöre / Accessoires

Article Articolo	Codes Codice	General information Informazioni generali
DRIVERS	026.258: DRIVER ON/OFF	12W IP20
	026.301: DRIVER DIM	24W IP20
	026.321: DRIVER ON/OFF	36W IP67
	026.303: DRIVER DIM	40W IP67

Other DRIVERS are available, see p. 234 / Altri DRIVER disponibili, vedere p. 234





# DIAGO & ASTRON

Designed by Gianfranco Cini

EN This series of wall-recessed fixtures was inspired by basic forms, and grows in the rays of light. Its pure forms lend themselves to stylishly furnishing your entire garden space, creating areas of enveloping shadows and intense light.

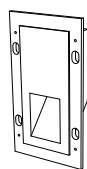
IT Questa serie di incassi a parete nasce dalle geometrie fondamentali e cresce nel segno della luce. Le sue forme pure si prestano ad arredare finemente l'intera zona del giardino, creando porzioni di ombra avvolgente e di luce densa.

DE Diese Einbauleuchterserie für die Wand entstammt den Grundgeometrien und wächst im Zeichen des Lichts. Ihre reinen Formen eignen sich für die stilvolle Gestaltung des ganzen Gartenbereichs und unterteilen den Raum in Portionen aus einhüllendem Schatten und dichtem Licht.

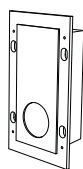
FR Cette série de spots muraux encastrés naît de géométries fondamentales et se développe sous le signe de la lumière. Ses formes pures se prêtent à une décoration subtile de tout l'espace jardin, en créant des portions d'ombre enveloppante et de lumière dense.

Family / Famiglia / Familie / Famille

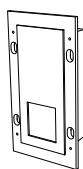
---



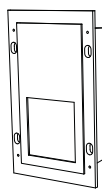
1302A  
DIAGO



1303  
ASTRON CERCHIO



1305A  
ASTRON SMALL



1305B  
ASTRON




Art. 1302A-392-35



Art. 1305A-392-35

Art. 1303-392-35





Art. 1302A-392-35, 1303-392-35, 1305A-392-35, 1305B-392-35

## 1302A DIAGO

Designed by Gianfranco Ciniel

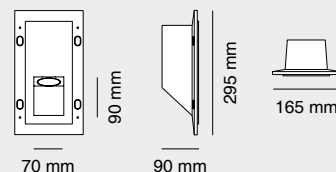
### General information / Informazioni generali / Allgemeine Informationen / Informations générales

Materials Materiali	Weight Peso	Power Potenza	Tension Tensione	Light source Sorgente luminosa	Light hole Foro luce
BETALY®	2,4 Kg	MAX 10W	220-240Vac - 50/60Hz	GU10 ø35 mm <i>(Bulb not included)</i>	70 x 90 mm



### Code composition / Composizione codice / Zusammensetzung der Nummer / Composition du code

Model Modello	-	Colour Colore	-	Light source Sorgente luminosa
1302A	-	392 ●	-	35 <i>(GU10 ø35 mm lamp holder)</i>



## 1303 ASTRON CERCHIO

Designed by Gianfranco Ciniel

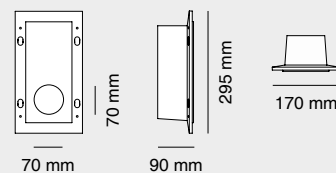
### General information / Informazioni generali / Allgemeine Informationen / Informations générales

Materials Materiali	Weight Peso	Power Potenza	Tension Tensione	Light source Sorgente luminosa	Light hole Foro luce
BETALY®	3,2 Kg	MAX 15W	220-240Vac - 50/60Hz	GU10 ø50 mm <i>(Bulb not included)</i>	ø70 mm



### Code composition / Composizione codice / Zusammensetzung der Nummer / Composition du code

Model Modello	-	Colour Colore	-	Light source Sorgente luminosa
1303	-	392 ●	-	35 <i>(GU10 ø50 mm lamp holder)</i>



Ceiling installation available / Installabile anche a plafone / Deckenmontage möglich / Installation au plafond disponible

## 1305A ASTRON SMALL

Designed by Gianfranco Ciniel

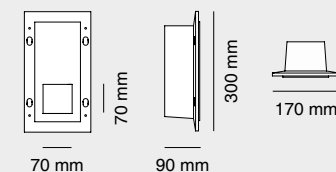
### General information / Informazioni generali / Allgemeine Informationen / Informations générales

Materials Materiali	Weight Peso	Power Potenza	Tension Tensione	Light source Sorgente luminosa	Light hole Foro luce
BETALY®	3,2 Kg	MAX 15W	220-240Vac - 50/60Hz	GU10 ø50 mm <i>(Bulb not included)</i>	70 x 70 mm



### Code composition / Composizione codice / Zusammensetzung der Nummer / Composition du code

Model Modello	-	Colour Colore	-	Light source Sorgente luminosa
1305A	-	392 ●	-	35 <i>(GU10 ø50 mm lamp holder)</i>



Ceiling installation available / Installabile anche a plafone / Deckenmontage möglich / Installation au plafond disponible

# 1305B ASTRON

Designed by Gianfranco Ciniel

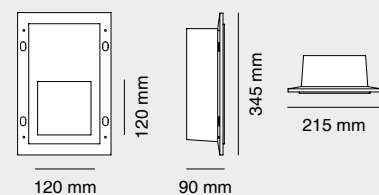
## General information / Informazioni generali / Allgemeine Informationen / Informations générales

Materials <i>Materiali</i>	Weight <i>Peso</i>	Power <i>Potenza</i>	Tension <i>Tensione</i>	Light source <i>Sorgente luminosa</i>	Light hole <i>Foro luce</i>
BETALY®	4,2 Kg	MAX 15W	220-240Vac - 50/60Hz	GU10 ø50 mm <i>(Bulb not included)</i>	120 x 120 mm



## Code composition / Composizione codice / Zusammensetzung der Nummer / Composition du code

Model <i>Modello</i>	-	Colour <i>Colore</i>	-	Light source <i>Sorgente luminosa</i>
1305B	-	392 ●	-	35 <i>(GU10 ø50 mm lamp holder)</i>



Ceiling installation available / Installabile anche a plafone / Deckenmontage möglich / Installation au plafond disponible

CE  IP65



# HINT

Designed by Gianfranco Cini

EN Geometric and minimal, this element becomes one with the wall into which it is inserted. This resistant and versatile pathmarker comes in three sizes, and creates unusual light effects and imaginative compositions that can enhance any environment or create new paths.

IT Elemento geometrico e minimale, diventa un tutt'uno con il muro nel quale si inserisce. Un segnapasso resistente e versatile in tre misure, riproduce giochi di luce inconsueti e composizioni creative per esaltare ogni tipo di ambiente o creare nuovi percorsi.

DE Geometrisches und minimalistisches Element, das ganz mit der Mauer, in die es eingefügt wird, eins wird. Eine widerstandsfähige und vielseitige Orientierungsleuchte in drei Größen, die ungewöhnliche Lichtspiele und kreative Kompositionen erzeugt, um jede Art von Umgebung zur Geltung zu bringen oder neue Wege zu schaffen.

FR Élément géométrique et minimaliste, il fait corps avec le mur dans lequel il s'insère. Ce spots de jalonnement résistant et polyvalent, disponible en trois tailles, reproduit des jeux de lumière inhabituels et des compositions créatives pour améliorer toute ambiance ou créer de nouveaux parcours.

Family / Famiglia / Familie / Famille

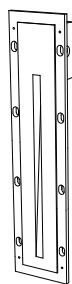
---



1304A  
HINT SMALL



1304B  
HINT



1304C  
HINT BIG




Art. 1304B-392-30172



Art. 1304A-392-30172, 1304B-392-30172



Art. 1304B-392-30172



Art. 1304A-392-30172, 1304B-392-30172, 1304C-392-30172

# 1304A HINT SMALL

Designed by Gianfranco Cinel

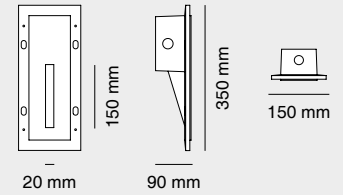
## General information / Informazioni generali / Allgemeine Informationen / Informations générales

Materials Materiali	Weight Peso	Power Potenza	Tension Tensione	Lumen @3000K	CRI	Light hole Foro luce
BETALY®	3 Kg	4W	24Vdc	500lm	80	20 x 150 mm



## Code composition / Composizione codice / Zusammensetzung der Nummer / Composition du code

Model Modello	-	Colour Colore	-	Colour temperature Temperatura colore	Tension Tensione
1304A	-	392 ●	-	22 (2200K) 27 (2700K) 30 (3000K)	172



## Accessories / Accessori / Zubehöre / Accessoires

Article Articolo	Codes Codice	General information Informazioni generali
DRIVERS	026.258: DRIVER ON/OFF	12W IP20
	026.301: DRIVER DIM	24W IP20
	026.330: DRIVER ON/OFF	7W IP66
	026.303: DRIVER DIM	40W IP67

Other DRIVERS are available, see p. 234 / Altri DRIVER disponibili, vedere p. 234

# 1304B HINT

Designed by Gianfranco Cinel

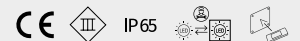
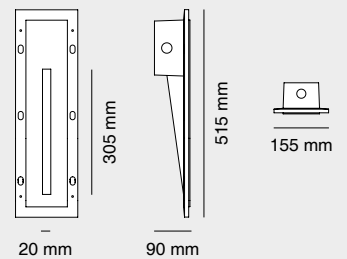
## General information / Informazioni generali / Allgemeine Informationen / Informations générales

Materials Materiali	Weight Peso	Power Potenza	Tension Tensione	Lumen @3000K	CRI	Light hole Foro luce
BETALY®	3,9 Kg	4W	24Vdc	500lm	80	20 x 305 mm



## Code composition / Composizione codice / Zusammensetzung der Nummer / Composition du code

Model Modello	-	Colour Colore	-	Colour temperature Temperatura colore	Tension Tensione
1304B	-	392 ●	-	22 (2200K) 27 (2700K) 30 (3000K)	172



## Accessories / Accessori / Zubehöre / Accessoires

Article Articolo	Codes Codice	General information Informazioni generali
DRIVERS	026.258: DRIVER ON/OFF	12W IP20
	026.301: DRIVER DIM	24W IP20
	026.330: DRIVER ON/OFF	7W IP66
	026.303: DRIVER DIM	40W IP67

Other DRIVERS are available, see p. 234 / Altri DRIVER disponibili, vedere p. 234

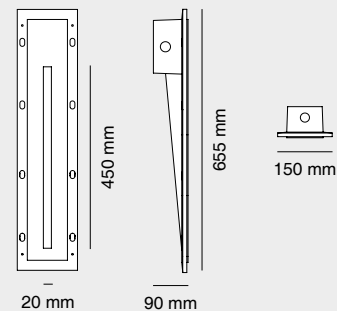
## General information / Informazioni generali / Allgemeine Informationen / Informations générales

Materials Materiali	Weight Peso	Power Potenza	Tension Tensione	Lumen @3000K	CRI	Light hole Foro luce
BETALY®	6,7 Kg	4W	24Vdc	500lm	80	20 x 450 mm



## Code composition / Composizione codice / Zusammensetzung der Nummer / Composition du code

Model Modello	-	Colour Colore	-	Colour temperature Temperatura colore	Tension Tensione
1304C	-	392 ●	-	22 (2200K) 27 (2700K) 30 (3000K)	172



## Accessories / Accessori / Zubehöre / Accessoires

Article Articolo	Codes Codice	General information Informazioni generali
DRIVERS	026.258: DRIVER ON/OFF	12W IP20
	026.301: DRIVER DIM	24W IP20
	026.330: DRIVER ON/OFF	7W IP66
	026.303: DRIVER DIM	40W IP67

Other DRIVERS are available, see p. 234 / Altri DRIVER disponibili, vedere p. 234






**PRODUCT INSTALLATION**  
**POSA IN OPERA DEL PRODOTTO**  
**INSTALLATION DER EINBAUPRODUKTE**  
**INSTALLATION DES PRODUITS À ENCASTRER**

EN 9010novantadieci's new line of recessed pathmarkers for outdoor environments are resistant to all weather conditions, and are suitable for illuminating any outside area, from your driveway to your porch, garden, or entrance. All our products' bodies are made of BETALY®, a high-performance cement-based material developed by 9010novantadieci, which is used in a variety of ways to create eco-friendly and non-toxic products, while guaranteeing durability and quality. The light body is directly integrated into the panels that make up the external insulation of the building's walls, also known as the insulating cladding. Once the light's position has been decided, work can begin. In this way, the cladding's insulating properties and the building's energy efficiency class are not affected. Before the product can be installed, flexible/corrugated tubes to provide electricity must be put in place. 9010novantadieci cladding insulation products can be inserted into regular 50 × 100 cm insulating blocks, made of ESP, mixed graphite etc. with a minimum thickness of 10 cm.

IT I segnapassi da incasso per l'ambiente esterno della nuova linea 9010 sono resistenti agli agenti atmosferici e adatti a illuminare qualsiasi luogo all'aria aperta, dal vialetto al portico, dal giardino all'ingresso. Il corpo di tutti i prodotti è realizzato in BETALY®, il materiale ultra performante a base cementizia sviluppato da 9010, che abbraccia diversi campi di applicazione creando prodotti ecofriendly e atossici, con alta garanzia di durata e qualità. Il corpo illuminante viene direttamente integrato nei pannelli che costituiscono l'isolamento esterno delle pareti dell'edificio, anche conosciuto con il nome di cappotto isolante. Una volta previsto il posizionamento dell'illuminazione è possibile proseguire con la costruzione. In questo modo si mantiene il grado di coibentazione del rivestimento e la classe di efficienza energetica della costruzione. Prima di installare il prodotto si rende necessaria la predisposizione dei tubi flessibili/corrugato per l'elettrificazione. I prodotti 9010 per cappotto possono essere inseriti nei comuni blocchi isolanti 50 × 100 cm di EPS, grafite misti, ecc., nello spessore minimo di 10 cm.

DE Die Einbau-Orientierungsleuchten für den Außenbereich der neuen Produktlinie 9010novantadieci halten der Witterung stand und eignen sich für die Beleuchtung aller Orte im Freien, vom Weg bis zur Veranda, vom Garten bis hin zum Eingang. Der Körper aller Produkte ist aus BETALY®, dem von 9010novantadieci entwickelten ultraleistungsfähigen Material auf Zementbasis, das für verschiedene Anwendungsbereiche geeignet ist und für die Fertigung von umweltfreundlichen, ungiftigen Produkten mit einer hohen Haltbarkeits- und Qualitätsgarantie verwendet wird. Der Leuchtkörper wird direkt in die Platten integriert, aus denen die auch als Wärmedämmverbundsystem bekannte Außendämmung der Gebäudefassaden besteht. Nach der Vorrichtung für die Positionierung der Beleuchtung kann mit dem Bau fortgesetzt werden. Auf diese Weise werden der Isolierwert der Verkleidung und die Energieeffizienzklasse des Gebäudes beibehalten. Vor der Installation des Produkts müssen Schläuche/Wellrohre für die Elektrifizierung gelegt werden. Die Produkte von 9010novantadieci für WDVS können in gewöhnliche 50 × 100 cm große Dämmplatten aus EPS, Graphit oder Mischungen usw. mit einer Mindestdicke von 10 cm eingefügt werden.

FR Les spots encastrés de jalonnement d'extérieur de la nouvelle ligne 9010novantadieci sont résistants aux intempéries et éclairent n'importe quel emplacement extérieur: l'allée, le porche, le jardin et l'entrée. Le corps de tous les produits est réalisé en BETALY®, un matériau à base de ciment à haute performance développé par 9010novantadieci, qui trouve son utilité dans différents domaines d'application, en créant des produits écologiques et non toxiques et à la garantie élevée de durabilité et de qualité. Le luminaire est directement intégré aux panneaux qui constituent l'isolation extérieure des murs du bâtiment, également appelée "mur manteau isolant". Une fois l'éclairage positionné, la construction peut être poursuivie. Cela permet de maintenir le niveau d'isolation du manteau et la classe d'efficacité énergétique de la construction. Avant d'installer le produit, il faut préparer les tuyaux flexibles/annelés pour l'électrification. Les produits 9010novantadieci pour le mur-manteau peuvent être insérés dans des blocs d'isolation communs de 50 × 100 cm en EPS, graphites mixtes, etc., sur une épaisseur minimale de 10 cm.

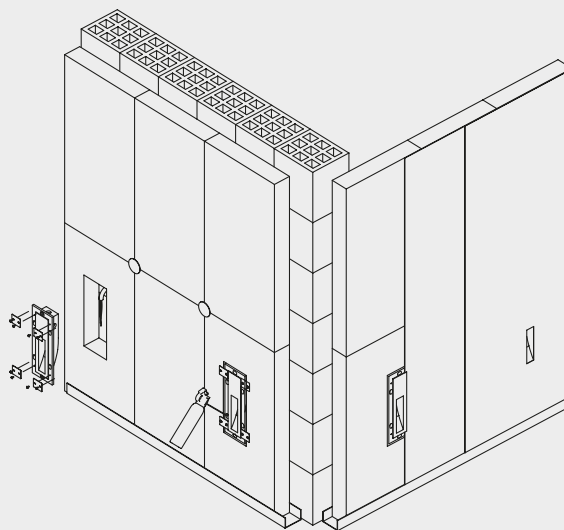


EN The wall installation height and pitch depend on the environment and the architectural scenario that you wish to create. If required insert rear insulation panel, recommended 10 mm 0.015 W/mK, not included.

IT L'altezza di installazione in parete ed il passo dipendono dall'ambiente e dallo scenario architettonico che si desidera riprodurre. Se richiesto inserire pannello isolante posteriore, consigliato 10 mm 0,015 W/mK, non incluso.

DE Die Installationshöhe an der Wand und der Abstand hängen von der Umgebung und dem architektonischen Szenario, das Sie gestalten möchten, ab. Bei Bedarf rückseitige Dämmplatte einsetzen, empfohlen 10 mm 0,015 W/mK, nicht im Lieferumfang enthalten.

FR La hauteur de l'installation murale et l'entraxe dépendent de l'environnement et du style architectural à reproduire. Si nécessaire, insérer le panneau d'isolation arrière, recommandé 10 mm 0,015 W/mK, non inclus.



1

2

3

4

EN Cut the insulation panels to size in order to create a space in which to fit the product.

IT Taglio a misura dei pannelli di coibentazione per ricavare lo spazio per l'inserimento del prodotto.

DE Zuschnitt der Dämmplatten, um den nötigen Raum für das Einsetzen des Produkts zu gewinnen.

FR Découpe sur mesure des panneaux d'isolation pour créer l'espace nécessaire à l'insertion du produit.

EN Position and fix with polyurethane foam.

IT Posizionamento e fissaggio con schiuma poliuretanic.

DE Positionierung und Fixierung mit Polyurethanschaum.

FR Positionnement et fixation avec de la mousse de polyuréthane.

EN Carry out an initial laevelling and apply the overlapping mesh along the perimeter joint.

IT Prima rasatura e applicazione della rete di sormonto lungo la giuntura perimetrale.

DE Erster Ausgleichsputz und Anbringung des Armierungsgewebes entlang des Verbindungsumfangs.

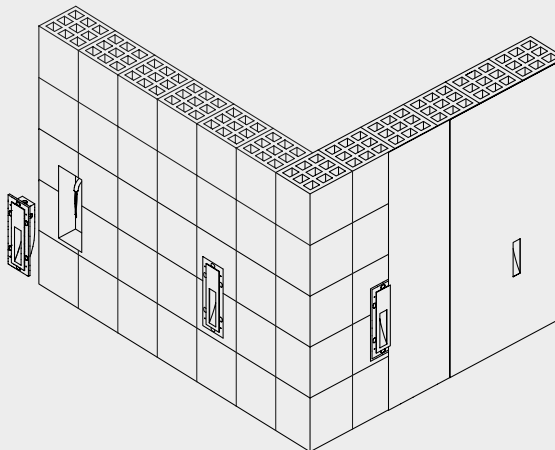
FR Premier ragréage et application d'une bande de recouvrement le long du joint périphérique.

EN Finish the facade and paint. Connect the light to the electricity supply.

IT Rasatura di finitura della facciata e tinteggiatura. Collegamento elettrico del corpo illuminante.

DE Endgültiger Ausgleichsputz der Fassade und Streichen. Elektrischer Anschluss des Leuchtkörpers.

FR Lissage de finition de la façade et peinture. Raccordement électrique du luminaire.



1

2

3

4

EN Create the required space in the brickwork in order to fit the product.

IT Ricavo nel laterizio dello spazio necessario per l'inserimento del prodotto.

DE Schaffung des notwendigen Raums für das Einsetzen des Produkts im Ziegel.

FR Encastrement dans la maçonnerie de l'espace nécessaire à l'insertion du produit.

EN Position and fix with polyurethane foam and/or cementitious grouts.

IT Posizionamento e fissaggio con schiuma poliuretanic e/o malta cementizia.

DE Positionierung und Fixierung mit Polyurethanschaum und/oder Zementmörtel.

FR Positionnement et fixation avec de la mousse de polyuréthane et/ou du mortier de ciment.

EN Carry out an initial laevelling and apply the overlapping mesh along the perimeter joint.

IT Prima rasatura e applicazione della rete di sormonto lungo la giuntura perimetrale.

DE Erster Ausgleichsputz und Anbringung des Armierungsgewebes entlang des Verbindungsumfangs.

FR Premier ragréage et application d'une bande de recouvrement le long du joint périphérique.

EN Finish the facade and paint. Connect the light to the electricity supply.

IT Rasatura di finitura della facciata e tinteggiatura. Collegamento elettrico del corpo illuminante.

DE Endgültiger Ausgleichsputz der Fassade und Streichen. Elektrischer Anschluss des Leuchtkörpers.

FR Lissage de finition de la façade et peinture. Raccordement électrique du luminaire.



WALL LIGHTING

CEILING LIGHTING

PATHMARKERS

BOLLARDS

WALL RECESSED LIGHTING

HOUSE NUMBERS AND LETTERS

ACCESSORIES



# NO-9 & A-D

Designed by 9010novantadeci®

EN An infinity of combinations - from 0 to 9, from A to D. These numbers and letters can be combined or used singularly, making your house-number a stylish welcome your home. Made entirely of BETALY®, they completely encapsulate the artisanal approach of 9010novantadeci.

IT Da 0 a 9, da A a D per comporre infinite combinazioni. I numeri e le lettere, abbinati o da soli, possono essere apposti sui civici delle nostre abitazioni, e rappresentarne il biglietto da visita. Realizzati totalmente in BETALY®, riassumono a pieno l'approccio artigianale di 9010.

DE Von 0 bis 9, von A bis D, um unendliche Kombinationen zu schaffen. Die Zahlen und Buchstaben können gemeinsam oder alleine als Hausnummer unser Wohnungen angebracht werden und als ihre Visitenkarte fungieren. Sie sind komplett aus BETALY® gefertigt und bringen den handwerklichen Ansatz von 9010novantadeci perfekt auf den Punkt.

FR De 0 à 9, de A à D pour composer des combinaisons à l'infini. Les chiffres et les lettres, combinés ou non, peuvent être apposés sur les numéros de rue de nos maisons, et représentent une carte de visite. Réalisés entièrement en BETALY®, ils racontent parfaitement l'approche artisanale de 9010novantadeci.

Family / Famiglia / Familie / Famille

---

09

NO-N9  
HOUSE NUMBERS

AD

A-D  
HOUSE LETTERS

/

N/  
SLASH



Art. N2-393 + N4-396 + A-395





Art. N9-394 + N4-393

Art. N3-395 + N8-395




# NUMBERS

## Code composition / *Composizione codice / Zusammensetzung der Nummer / Composition du code*

Model <i>Modello</i>	-	Colour <i>Colore</i>	Materials <i>Materiali</i>
N0 N1 N2 N3 N4 N5 N6 N7 N8 N9 N/	-	392 393 394 395 396 397	BETALY®



## Measurements / *Misure / Maßnahmen / Mesures*



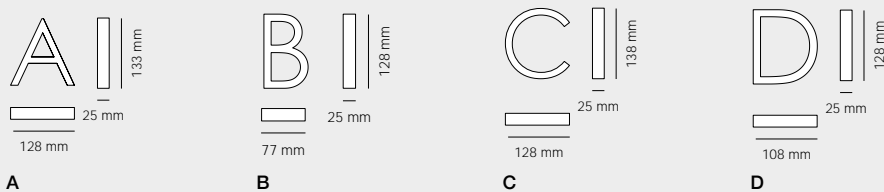
# LETTERS

## Code composition / *Composizione codice / Zusammensetzung der Nummer / Composition du code*

Model <i>Modello</i>	-	Colour <i>Colore</i>	Materials <i>Materiali</i>
A B C D	-	392 393 394 395 396 397	BETALY®



## Measurements / *Misure / Maßnahmen / Mesures*





WALL LIGHTING

CEILING LIGHTING


PATHMARKERS

BOLLARDS

WALL RECESSED LIGHTING

HOUSE NUMBERS AND LETTERS

ACCESSORIES











Art. 1103K-395

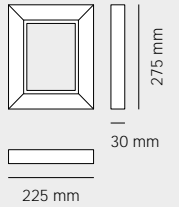
Art. 1126K-392



## 1103K

Code composition / *Composizione codice / Zusammensetzung der Nummer / Composition du code*







Model <i>Modello</i>	-	Colour <i>Colore</i>	Materials <i>Materiali</i>
1103K	-	392 	BETALY®
	-	393 	
	-	394 	
	-	395 	
	-	396 	
	-	397 	

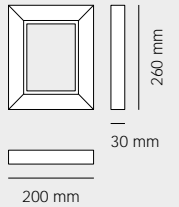


CE

## 1105K

Code composition / *Composizione codice / Zusammensetzung der Nummer / Composition du code*







Model <i>Modello</i>	-	Colour <i>Colore</i>	Materials <i>Materiali</i>
1105K	-	392 	BETALY®
	-	393 	
	-	394 	
	-	395 	
	-	396 	
	-	397 	

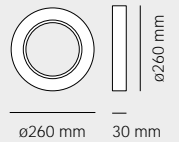


CE

## 1106K

Code composition / *Composizione codice / Zusammensetzung der Nummer / Composition du code*







Model <i>Modello</i>	-	Colour <i>Colore</i>	Materials <i>Materiali</i>
1106K	-	392 	BETALY®
	-	393 	
	-	394 	
	-	395 	
	-	396 	
	-	397 	

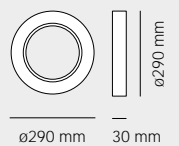


CE

## 1110K

Code composition / *Composizione codice / Zusammensetzung der Nummer / Composition du code*

Model <i>Modello</i>	-	Colour <i>Colore</i>	Materials <i>Materiali</i>
1110K	-	392 	BETALY®
	-	393 	
	-	394 	
	-	395 	
	-	396 	
	-	397 	









CE

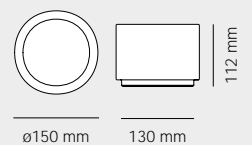
## 1126K

NEW

Designed by Designlibero

Code composition / *Composizione codice / Zusammensetzung der Nummer / Composition du code*

Model <i>Modello</i>	-	Colour <i>Colore</i>	Materials <i>Materiali</i>
1126K	-	392 	BETALY®
	-	393 	
	-	394 	
	-	395 	
	-	396 	
	-	397 	




CE





# DESIGNERS



EN An innovative collection characterised by design and excellent quality; a close focus on current trends and attention to detail. Our production methods guarantee resistance and robustness while retaining artisan quality, allowing us to create items that are unique and unrepeatable. The perfect solution for terraces, walkways, gardens and any outside space that needs lighting. Thanks to our successful collaborations with renowned design creatives, 9010novantadiecì has developed a series of products that illuminate and astonish. Illuminate with our creativity and our tradition, a half-century history of a firm where Made in Italy has become a trademark. Astonish with our heart and our passion, ever-present in shapes and lighting creations that build our philosophy.

IT Una collezione innovativa caratterizzata da design e alta qualità, grande attenzione alle tendenze e cura dei dettagli. Un metodo produttivo che garantisce resistenza e solidità ma pur sempre artigianale, permettendo di realizzare prodotti irripetibili ed unici. Una soluzione ideale per terrazze, vialetti, giardini, ed ogni ambiente esterno da illuminare. Grazie alle riuscite collaborazioni con spiccate personalità creative del design, 9010 ha confezionato una serie di prodotti capaci di illuminare e di stupire. Illuminare dalla nostra mente con tradizione, con mezzo secolo di storia di un'azienda che ha fatto del Made in Italy il suo marchio di fabbrica. Stupire dal nostro cuore con passione, quella che non ci manca mai, con forme e creazioni di luce che compongono la nostra filosofia.

**DE** Eine durch Design und hoher Qualität gekennzeichnete innovative Kollektion mit großem Augenmerk auf Trends und Liebe zum Detail. Eine Produktionsmethode, die Beständigkeit und Solidität gewährleistet, aber dennoch handwerklich ist, und einmalige und einzigartige Produkte schafft. Eine ideale Lösung für Terrassen, Wege, Gärten und alle Außenbereiche, die zu beleuchten sind. Dank der erfolgreichen Zusammenarbeit mit unverkennbaren kreativen Persönlichkeiten des Designs hat 9010novantadieci eine Reihe von Produkten entwickelt, die beleuchten und in Erstaunen versetzen können. Unseren Geist mit Tradition erleuchten, mit einem halben Jahrhundert Unternehmensgeschichte, die das Made in Italy zu seinem Markenzeichen gemacht hat. Aus unserem Herzen mit Leidenschaft erstaunen, die uns nie fehlt, mit Formen und Lichtkreationen, die unsere Philosophie ausmachen.

**FR** Une collection innovante dont les caractéristiques sont le design et la haute qualité, une grande attention aux tendances et le soin du détail. Une méthode de fabrication qui garantit résistance et solidité mais qui reste artisanale, permettant de réaliser des produits inimitables et uniques. Une solution idéale pour les terrasses, allées, jardins et tout espace extérieur à éclairer. Grâce à d'heureuses collaborations avec d'émérites personnalités créatives du design, 9010novantadieci a réalisé une série de produits d'éclairage stupéfiants. Éclairer par notre créativité avec tradition, une histoire d'un demi-siècle d'une entreprise qui a fait du Made in Italy sa marque de fabrique. Stupéfier par notre cœur avec passion, toujours au rendez-vous, avec des formes et des créations de lumière qui font notre philosophie.

## TOMMASO ANDOLFATTO



### PRODUCTS DESIGNED



1117  
VIMA

VIMA

P. 97

## ALICE BARKI



### PRODUCTS DESIGNED



1121  
ANTHEA



1205  
KERIS

ANTHEA

P. 175


KERIS

P. 65

## GIANFRANCO CINEL



### PRODUCTS DESIGNED



WING  
FAMILY




1202A  
DEFINE



SEGNALINEA  
FAMILY



ELLE  
FAMILY



PIPE  
FAMILY

WING

P. 29

DEFINE

P. 61

SEGNALINEA

P. 109

ELLE

P. 127

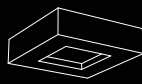
PIPE

P. 184

## IRENE CINEL



### PRODUCTS DESIGNED



1094C  
SCUBO C FLAT



HEXA  
FAMILY



1204  
SONAR PLISSE



1206  
ARCIERE



SONAR  
FAMILY

SCUBO C FLAT P. 79

HEXA P. 30

SILOS PLISSE P. 83

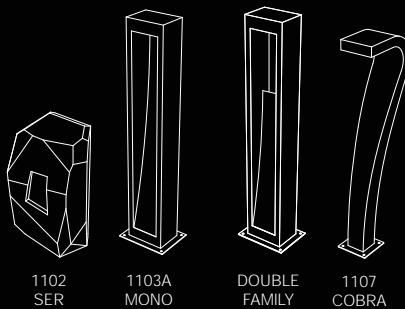
ARCIERE P. 49

SONAR P. 119

## PAOLO D'ARRIGO



### PRODUCTS DESIGNED

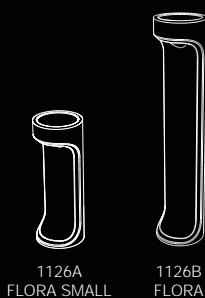


SER	P. 89
MONO	P. 132
DOUBLE	P. 132
COBRA	P. 147

## DESIGNLIBERO



### PRODUCTS DESIGNED



FLORA	P. 179
-------	--------

## DANILO DE ROSSI



### PRODUCTS DESIGNED

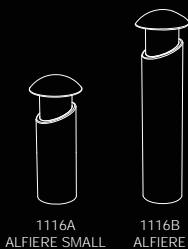


CHARTA	P. 105
--------	--------

## GIACOMO EDI



### PRODUCTS DESIGNED



ALFIERE	P. 171
---------	--------




## FORMIDABLE STUDIO



### PRODUCTS DESIGNED

---



1109  
ERCOLE

---

ERCOLE

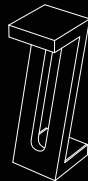
P. 155

## KALIN GEMIGNANI




### PRODUCTS DESIGNED

---



1108A  
ZETA SMALL



1108B  
ZETA

---

ZETA

P. 151

## ALBERTO GHIRARDELLO



### PRODUCTS DESIGNED

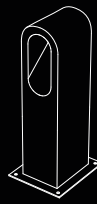
---



1104  
DOMINO



1106  
MINÙ



BEAN  
FAMILY

---

DOMINO

P. 57

---

MINÙ

P. 143

---

BEAN


P. 138

## GLÀUCO STUDIO



### PRODUCTS DESIGNED

---



1128A  
STELE SMALL



1128B  
STELE

---

STELE

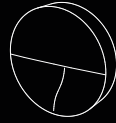
P. 189

## HENRY & CO.



### PRODUCTS DESIGNED

---



LEVICO WALL  
FAMILY



LEVICO  
FAMILY

---

LEVICO WALL P. 53

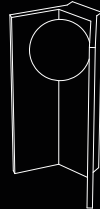
LEVICO P. 159

## LUCIANO MICHELE LETTIERI



### PRODUCTS DESIGNED

---



1119  
PASSO

---

PASSO P. 101

## MAURIZIO QUARGNALE



### PRODUCTS DESIGNED

---



TOOTH  
FAMILY



OOLITE  
FAMILY



PRIA  
FAMILY



OCIO  
FAMILY

---

TOOTH P. 93

OOLITE P. 166

PRIA P. 114

OCIO P. 70



# GENERAL INFORMATION

# CONSTANT VOLTAGE POWER SUPPLY ALIMENTAZIONE A TENSIONE COSTANTE LEDSYSTEME MIT KONSTANTSPANNUNGSBETRIEBSGERÄT ALIMENTATION À TENSION CONSTANTE

EN Products marked with (\*) require a constant voltage output power supply. Appliances powered at constant voltage must be connected together in parallel as each appliance must be powered at the same voltage [V]. All the items in the 9010novantadeci collection that require a 24Vdc constant voltage power supply are fitted with the customised 9010novantadeci LED circuit.

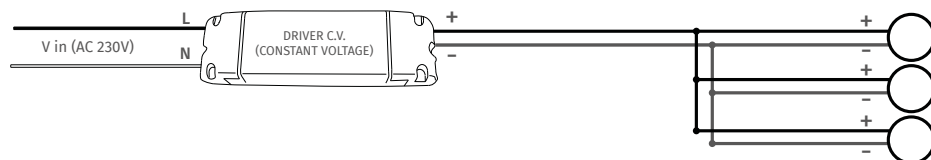
IT I prodotti con questa (\*) indicazione necessitano di un alimentatore con uscita in tensione costante. Il collegamento di più articoli funzionanti in tensione costante deve essere effettuato in parallelo poiché ogni apparecchio deve essere alimentato allo stesso voltaggio [V]. Tutti gli articoli della collezione 9010 che necessitano di un'alimentazione in tensione costante di 24Vdc sono dotati di circuito LED personalizzato 9010.

DE Die Produkte mit der Kennzeichnung (\*) benötigen ein Betriebsgerät mit einem Konstantspannungsausgang. Der Anschluss von mehreren mit Konstantspannung betriebenen Artikeln muss parallel erfolgen, weil alle Geräte mit dem gleichen Spannung [V] gespeist werden müssen. Alle Artikel der Kollektion 9010novantadeci, die ein 24Vdc-Konstantspannungsbetriebsgerät benötigen, sind mit dem personalisierten 9010novantadeci-LED-Kreis ausgestattet.

FR Les produits portant l'indication (\*) nécessitent une alimentation avec sortie à tension constante. La connexion de plusieurs articles fonctionnant en tension constante doit être effectuée en parallèle puisque chaque appareil doit être alimenté avec le même voltage [V]. Tous les articles de la collection 9010novantadeci qui nécessitent une alimentation avec une tension constante de 24Vdc sont dotés du circuit LED personnalisé 9010novantadeci.

\*

C.V.  
[V]



## CHOOSING THE POWER SUPPLY

1. The power supply output must be at constant voltage and the output voltage [V] must be equal to the rated output voltage of the powered appliance.
2. The sum of the power outputs [W] of the spotlights to power must not exceed the rated power output of the power supply minus 20%.

## SCELTA DELL'ALIMENTATORE

1. L'uscita dell'alimentatore deve essere a tensione costante (constant voltage) e la tensione in uscita [V] deve essere uguale a quella nominale dell'articolo da pilotare.
2. La somma delle potenze [W] dei faretto da alimentare non deve superare la potenza di targa dell'alimentatore diminuita del 20%.

## WAHL DES BETRIEBSGERÄTS

1. Der Ausgang des Betriebsgeräts muss mit Konstantspannung (constant voltage) sein. Die Ausgangsspannung [V] muss der Nennspannung des zu steuernden Artikels entsprechen.
2. Die Summe der Leistungen [W] der zu versorgenden Strahler darf die Nennleistung des Netzteils minus 20 % nicht überschreiten.

## CHOIX DE L'ALIMENTATION

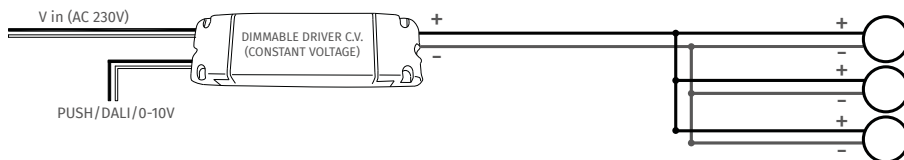
1. L'alimentation doit avoir une sortie à tension constante (constant voltage) et la tension de sortie [V] doit être égale à la tension nominale de l'article devant être piloté;
2. La somme des puissances [W] des spots à alimenter ne doit pas dépasser la puissance nominale de l'alimentation moins 20 %.

EN Dimmer-regulated LED appliances with constant voltage control 9010novantadiecì offers two possibilities of dimming LEDs with constant voltage control:

IT Dimmerazione su articoli LED controllati in tensione costante. 9010 offre due possibilità per la dimmerazione di LED comandati in tensione costante:

DE Ledsysteme mit Konstantspannungsbetriebsgerät 9010novantadiecì bietet zwei Möglichkeiten zum Dimmen von mit Konstantspannung gesteuerten LEDs:

FR Variation sur articles LED contrôlés en tension constante 9010novantadiecì offre deux possibilités pour la variation de LED commandées en tension constante:



**WITH DIMMER-REGULATED POWER SUPPLY**

This solution is ideal for low power systems (up to a total of 60W); a power supply fitted with a dimmer control feature is used to directly power the LED device.

**TRAMITE ALIMENTATORE DIMMERABILE**

Questa soluzione è ideale per sistemi di bassa potenza (fino a max 60W totali), per alimentare il dispositivo LED si usa direttamente un alimentatore provvisto della parte di comando per la dimmerazione.

**MITTELS DIMMBAREM BETRIEBSGERÄT**

Diese Lösung ist ideal für Niedrigleistungssysteme (bis max. 60W insgesamt). Um das LEDGerät zu speisen, verwendet man direkt ein Betriebsgerät, das mit einem Steuerelement zur Dimmung ausgestattet ist.

**AVEC ALIMENTATION DIMMABLE**

Cette solution est idéale pour les systèmes à basse puissance (jusqu'à 60W max. au total), pour alimenter le dispositif LED on utilise directement une alimentation dotée de la partie de commande pour la variation.

**WITH DIMMER-REGULATED DRIVER**

This solution is ideal for high power systems; to control the device, a driver with signal input used to dim the LED is inserted between the power supply output and the LED.

**TRAMITE DRIVER DIMMERABILE**

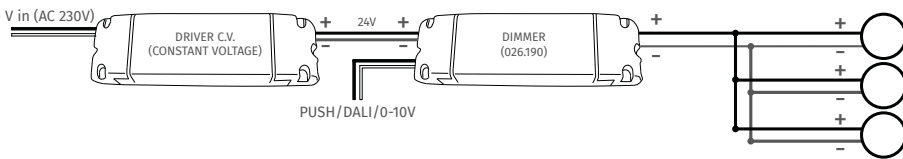
Questa soluzione è ideale per sistemi di potenza elevata, per controllare il dispositivo si interpone tra l'uscita dell'alimentatore ed il LED un driver che prevede l'ingresso del segnale per poter dimmerare il LED.

**MITTELS DIMMBAREM TREIBER**

Diese Lösung ist ideal für Systeme mit hoher Leistung. Zur Steuerung des Geräts wird zwischen dem Ausgang des Betriebsgeräts und dem LED ein Treiber mit Signaleingang gesetzt, um die LED dimmen zu können.

**AVEC DRIVER DIMMABLE**

Cette solution est idéale pour les systèmes à puissance élevée, pour contrôler le dispositif on place entre la sortie de l'alimentation et la LED un driver qui prévoit l'entrée du signal pour pouvoir varier la LED.





## DRIVER

### ALIMENTATORI POWER SUPPLY

Code Codice	Measurements (mm) Misure (mm)			Input Ingresso [V]	Type TIPO	DIM	Power Potenza	PFC	fdp	Rendim. %	IP
	A	B	C								
026.209	125	82	29	220-240V~	CV - 24V	PUSH/1-10V	60W	att	0,9	90	IP20
026.258	115	46	16	220-240V~	CV - 24V		12W	att	> 0.92	80	IP20
026.259	135	36	25	220-240V~	CV - 24V		30W	att	> 0.95	86	IP20
026.260	170	57	18	220-240V~	CV - 24V		60W	att	> 0.95	88	IP20
026.261	185	63	36	100-305V~	CV - 24V		150W	att	0.95	93	IP67
026.262	250	71	38	100-305V~	CV - 24V		240W	att	0.95	92	IP67
026.301	164	38	25	220-240V~	CV - 24V	PUSH/0-10V/1-10V/DALI	24W	att	0,95	87	IP20
026.303	150	53	35	90-305V~	CV - 24V	DIM 0-10V/PWM	40W	att	0.95	89	IP67
026.321	120	38	25	220-240V~	CV - 24V		36W	att	0.95	88	IP67
026.329	150	53	35	90-305V~	CV - 24V	DIM DALI2	60W	att	0.95	89	IP67
026.330	55	30	22	100-240V~	CV - 24V		7W	att	0.50	79	IP66



026.330 Power supply that can be inserted inside built-in boxes  
 026.330 Alimentatore inseribile all'interno di scatole da incasso  
 026.330 Netzteil zum Einbau in Einbaudosen  
 026.330 Alimentation pouvant être insérée dans des boîtes à encastrer

## DIMMER

Code Codice	Measurements (mm) Misure (mm)			Input Ingresso [V]	Type TIPO	DIM	Power Potenza	PFC	fdp	Rendim. %	IP
	A	B	C								
026.190	164	38	25	12-48VDC	CV - 24V	PUSH/0-10V/1-10V/DALI	288W	att	0.9	87	IP20

## PLUG IN

Code Codice	Measurements (mm) Misure (mm)			Input Ingresso [V]	Type TIPO	DIM	Power Potenza	PFC	fdp	Rendim. %	IP
	A	B	C								
026.326	95	48	40	220-240V~	CV - 24V		12W	att			IP44

Wall power supply, SHUKO plug, cable length 3m.  
 Alimentatore a parete, spina SHUKO, lunghezza cavo 3m.  
 Steckernetzteil, SHUKO-Stecker, 3m Kabellänge.  
 Alimentation murale, prise SHUKO, longueur de câble 3 m.

# TYPES OF LIGHT CONTROL SYSTEMS

## TIPOLOGIE DI CONTROLLO DELL'ILLUMINAZIONE

### STEUERMÖGLICHKEITEN DER BELEUCHTUNG

## TYPES DE CONTRÔLE DE L'ÉCLAIRAGE

Power supply with dimmer-regulating button  
 Alimentatore dimmerabile tramite pulsante  
 Mittels Taste dimmbares Betriebsgerät  
 Alimentation dimmable avec bouton poussoir

EN Press the button to switch on the appliance and adjust its light intensity:  
 • Press and release the button (switch on / off)  
 • Press and hold down the button (change light intensity).  
 Any control button with a normally open contact can be connected to the power supply.  
 N.B. The button is not supplied with the power supply.

DE Durch Drücken der Taste wird das Gerät eingeschaltet und die Leuchtstärke geregelt:  
 • kurzes Drücken der Taste (Einschalten / Ausschalten)  
 • langes Drücken der Taste (Variieren der Lichtstärke)  
 Hinweis: Die Taste wird nicht mit dem Betriebsgerät geliefert. An das Betriebsgerät kann jede beliebige Steuertaste mit Schließer angeschlossen werden.  
 N.B. Die Taste ist nicht im Lieferumfang enthalten.

IT La pressione sul pulsante comanda l'accensione del prodotto e ne regola l'intensità luminosa:  
 • Pressione breve del pulsante (accensione / spegnimento)  
 • Pressione prolungata del pulsante (variazione dell'intensità luminosa). Può essere collegato all'alimentatore qualsiasi pulsante di comando con contatto normalmente aperto.  
 N.B. Il pulsante non è fornito con l'alimentatore.

FR La pression du bouton commande l'allumage du produit et règle l'intensité lumineuse:  
 • Pression brève sur le bouton (allumage/extinction)  
 • Pression prolongée sur le bouton (variation de l'intensité lumineuse). Tous les boutons de commande avec contact normalement ouvert peuvent être reliés à l'alimentation.  
 N.B. Le bouton n'est pas fourni avec l'alimentation.

Power supply with dimmer-regulating 0-10V analogue signal  
 Alimentatore dimmerabile tramite segnale analogico 0-10V  
 Mittels 0-10V – Analsignal dimmbares Betriebsgerät  
 Alimentation dimmable avec signal analogique 0-10V

EN This control typology involves applying an analogue signal to the power supply which can range from 0V (minimum lighting) to 10V (maximum lighting).

DE Bei dieser Steuerart wird das Betriebsgerät mittels eines Analsignals gesteuert, das von 0V (Mindestbeleuchtung) bis zu 10V (maximale Beleuchtung) variieren kann.

IT Questa tipologia di comando consiste nell'applicare all'alimentatore un segnale analogico che può variare dai 0V (illuminazione al minimo) ai 10V (illuminazione massima).

FR Ce type de commande consiste à appliquer à l'alimentation un signal analogique qui peut aller de 0V (éclairage minimum) à 10V (éclairage maximum).

Power supply with dimmer-regulating DALI system  
 Alimentatore dimmerabile tramite sistema DALI  
 Mittels DALI-System Dimmbares Betriebsgerät  
 Alimentation dimmable avec système DALI

EN The power supply can be powered via a DALI-compatible control unit.

DE Das Betriebsgerät kann mittels einer mit dem DALI-Standard kompatiblen Steuereinheit gesteuert werden.

IT L'alimentatore può essere pilotato attraverso un'unità di controllo compatibile con lo standard DALI.

FR L'alimentation peut être commandée à travers une unité de commande compatible avec le protocole DALI.

Phase cutting dimmable power supply  
 Alimentatore dimmerabile a taglio di fase  
 Dimmbares netzgerät mit phasenabschnitt  
 Alimentation dimmable à coupure de phase

EN Dimming technology already diffused for traditional mains voltage lamps (old incandescent or halogen bulbs). The intensity of the LED light can be varied by acting directly on the primary power supply using an external control device (not supplied with the lamp) with a cut phase output.

DE Für herkömmliche Lampen mit Netzspannung (Glüh- und Halogenlampen) bereits verwendete Dimmtechnik. Die Lichtintensität der LED kann durch direktes Einwirken auf den Primärkreis des Netzgeräts unter Verwendung eines externen Steuergeräts (nicht mit der Lampe geliefert) mit Phasenabschnitt am Ausgang geändert werden.

IT Tecnologia di dimmerazione già diffusa per le lampade tradizionali a tensione di rete (vecchie incandescenza o alogene). L'intensità della luce del LED può essere variata agendo direttamente sul primario dell'alimentatore tramite l'utilizzo di un dispositivo di comando esterno (non fornito con la lampada) con uscita a fase tagliata.

FR Technologie de variation déjà répandue pour les lampes traditionnelles à tension de réseau (vieilles ampoules à incandescence ou halogènes). Il est possible de varier l'intensité de la lumière de la LED directement à travers le primaire de l'alimentation à l'aide d'un dispositif de commande extérieur (non fourni avec la lampe) avec sortie à phase coupée.

IP65 IP68 IP54	<p>Protection degree          Grado di protezione          Schutzart          Niveau de protection</p>
	<p>Insulation class          Classe di isolamento          Schutzklasse          Classe d'isolation</p>
	<p>Appliance complying with E. E. C. regulation          Apparecchio conforme alle direttive della Comunità Europea          Den Richtlinien der Europäischen Gemeinschaft entsprechendes Gerät          Luminaire conforme aux directives de la Communauté européenne</p>
<p>C.V. [V]</p>	<p>Article with constant tension power supply required          Articolo che necessita alimentatore in tensione costante          Dieser Artikel erfordert ein Netzgerät, das ständig unter Spannung steht          Article avec bloc d'alimentation à tension constante requis</p>
	<p>Power supply in remote box          Alimentatore in scatola remota          Netzgerät in Remotegehäuse          Bloc d'alimentation dans une boîte à distance</p>
	<p>Replaceable light source by a professional          Sorgente luminosa sostituibile da personale qualificato          Das Leuchtmittel muss von Fachpersonal ersetzt werden          Source lumineuse remplaçable par du personnel qualifié</p>
	<p>Internal replaceable driver by a professional          Alimentatore interno sostituibile da personale qualificato          Austauschbarer Innentreiber durch qualifiziertes Personal          Alimentation interne remplaçable par du personnel qualifié</p>
<p>USB-C</p>	<p>Article rechargeable through USB-C cable          Articolo ricaricabile tramite cavo USB-C          Artikel durch USB-C Kabel wiederaufladbar          Article rechargeable par câble USB-C</p>

## GENERAL INFORMATION

- All 9010novantadieci products are delivered without bulb, except for products having LED included.
  - The warranty of 9010novantadieci LED products is not applicable in case of connection with Power Supplies that are not delivered by 9010novantadieci and/or in case of failure/non conformity with the mounting/connection instructions.
  - Energy Labels are available on demand or downloadable at [www.9010.it](http://www.9010.it).
  - Our update catalogues and technical documents are available on demand or downloadable at [www.9010.it](http://www.9010.it).
  - Photometric Data are available on demand or downloadable at [www.9010.it](http://www.9010.it).
  - All our products comply with CE Directives. Technical evaluations on safety certifications are available on demand.
  - Always contact qualified personnel for the wire connection.
  - Any efflorescence is normal, given the natural characteristics of the product. Efflorescence is a discoloration caused by crystalline salt deposits on concrete surfaces.
  - BETALY® is a handmade material. Aesthetic variations in the colours may occur and does not affect the quality of the product.
  - The brands 9010novantadieci®, ALUMITE 9010® and BETALY 9010® are registered trademarks of Belfiore Srl.
- Alle Produkte 9010novantadieci, mit Ausnahme jener inklusive LED, werden mit Lampenfassung aber ohne Lampe geliefert.
  - Die Garantie der Produkte 9010novantadieci mit LED verfällt, wenn sie nicht mit den für die Artikel 9010novantadieci gelieferten Betriebsgeräte verwendet bzw. die Anleitungen für den Anschluss missachtet werden.
  - Die Energieetiketten sind auf Anfrage verfügbar oder können von der Webseite [www.9010.it](http://www.9010.it) heruntergeladen werden.
  - Die aktualisierte Kataloge und technischen Unterlagen sind auf Anfrage verfügbar oder können von der Webseite [www.9010.it](http://www.9010.it) heruntergeladen werden.
  - Die fotometrischen Daten sind auf Anfrage verfügbar oder können von der Webseite [www.9010.it](http://www.9010.it) heruntergeladen werden.
  - Alle Produkte entsprechen den EGRichtlinien. Technische Bewertungen der Sicherheitszertifikate sind auf Anfrage verfügbar. Wenden Sie sich für den Anschluss an qualifiziertes Personal.
  - Aufgrund der natürlichen Eigenschaften des Produkts können Ausblühungen auftreten, die als normale Erscheinung zu betrachten sind. Ausblühungen sind eine Dekolorierung, die durch kristalline Salzablagerungen auf Betonoberflächen entsteht.
  - BETALY® ist ein handverarbeitetes Material. Es können ästhetische Farbabweichungen auftreten, die die Qualität des Produktes nicht beeinflussen.
  - Die Marken 9010novantadieci®, ALUMITE 9010® und BETALY 9010® sind Eigentum der Belfiore Srl.
- Tutti i prodotti 9010, fatto salvo i prodotti con LED incluso, sono forniti senza lampadina.
  - La garanzia dei prodotti 9010 con LED decade con utilizzo di alimentatori non forniti da 9010 e/o in caso di inosservanza delle istruzioni di collegamento.
  - Le etichette energetiche sono disponibili su richiesta o scaricabili dal sito [www.9010.it](http://www.9010.it).
  - I cataloghi e la documentazione tecnica completa e aggiornata sono disponibili su richiesta o scaricabili dal sito [www.9010.it](http://www.9010.it).
  - I dati fotometrici sono disponibili su richiesta o scaricabili dal sito [www.9010.it](http://www.9010.it).
  - Tutti i prodotti sono conformi alle direttive CE. Valutazioni tecniche sulle certificazioni di sicurezza sono disponibili su richiesta.
  - Rivolgersi a personale qualificato per il collegamento.
  - Eventuali efflorescenze sono normali, dato le caratteristiche naturali del prodotto. Le efflorescenze sono una decolorazione causata da depositi cristallini di sali sulle superfici in calcestruzzo.
  - BETALY® è un materiale realizzato artigianalmente. Pertanto sono possibili variazioni estetiche nei colori, che non pregiudicano la qualità del prodotto.
  - I Marchi 9010®, ALUMITE 9010® e BETALY 9010® sono di proprietà di Belfiore Srl.
- Tous les produits 9010novantadieci, à l'exception des produits avec LED incluse, sont fournis sans ampoule.
  - La garantie des produits 9010novantadieci à LED expire en cas d'utilisation d'alimentations non fournies par 9010novantadieci ou en cas de non-respect des instructions de raccordement.
  - Les étiquettes-énergie sont disponibles sur demande ou peuvent être téléchargées depuis le site [www.9010.it](http://www.9010.it).
  - Les catalogues et la documentation technique actualisées sont disponibles sur demande ou peuvent être téléchargés depuis le site [www.9010.it](http://www.9010.it).
  - Les données photométriques sont disponibles sur demande ou peuvent être téléchargées depuis le site [www.9010.it](http://www.9010.it).
  - Tous les produits sont conformes aux directives CE. Les évaluations techniques sur les certifications de sécurité sont disponibles sur demande.
  - S'adresser à un personnel qualifié pour le raccordement.
  - Comme il s'agit d'un produit naturel, la présence éventuelle d'efflorescences est normale. Les efflorescences sont une décoloration causée par des dépôts de cristaux de sels sur les surfaces en ciment.
  - BETALY® est un matériau réalisé artisanalement. Donc des variations esthétiques dans les couleurs sont possible, qui n'affectent pas la qualité du produit.
  - Les marques 9010novantadieci®, ALUMITE 9010® et BETALY 9010® appartiennent à Belfiore Srl.

## Credits

### Art Direction

9010novantadieci®

### Graphic Design

9010novantadieci®

### Photography

Production Link

96-97, 169, 193-195

Fabio Toschi

111-113, 161-163

Alice Barki

173-174

Clive Nichols

92

Belfiore Srl archive

2024

## Contacts

### BELFIORE SRL

Via Contessa 23  
36055, Nove (VI)- Italy  
T. +39 0424 590388

[www.9010.it](http://www.9010.it)

©Belfiore Srl, 2024









9010.it